

2023 CADDO COUNTY ASSESSOR'S OFFICE REPORT TO THE EXCISE BOARD

07/27/2023

City/Village								
DISTRICT	DESCRIPTION	PERSONAL PROPERTY	REAL PROPERTY	PUBLIC SERVICE	TOTAL VALUATION	HOMESTEAD EXEMPTIONS	OTHER EXEMPTIONS	NET VALUATION
T001	Anadarko	2,376,090	13,389,354	1,826,151	17,591,595	936,816	196,694	16,458,085
T002	Apache	610,021	3,050,935	756,667	4,417,623	222,126	102,525	4,092,972
T003	Binger	217,334	1,327,597	320,274	1,865,205	129,906	13,528	1,721,771
T004	Bridgeport	17,616	238,675	436,967	693,258	20,449	3,338	669,471
T005	Carnegie	753,094	3,577,342	1,088,244	5,418,680	299,271	110,206	5,009,203
T006	Cement	246,914	895,987	249,718	1,392,619	97,432	22,998	1,272,189
T007	Cyril	1,585,880	2,527,389	488,381	4,601,650	194,567	47,750	4,359,333
T008	Ft Cobb	157,315	1,458,410	289,880	1,905,605	124,125	57,749	1,723,731
T009	Gracemont	22,816	575,090	158,779	756,685	52,325	8,493	695,867
T010	Hinton	2,552,749	9,124,478	1,785,506	13,462,733	257,838	101,620	13,103,275
T011	Lookeba	33,286	349,826	167,943	551,055	34,713	0	516,342
T012	Hydro	440,695	2,278,169	347,456	3,066,320	116,238	19,470	2,930,612
T013	Eakly	463,573	690,771	302,143	1,456,487	60,482	0	1,396,005
CITY/VILLAGE TOTAL VALUATION		9,477,383	39,484,023	8,218,109	57,179,515	2,546,288	684,371	53,948,856

County								
DISTRICT	DESCRIPTION	PERSONAL PROPERTY	REAL PROPERTY	PUBLIC SERVICE	TOTAL VALUATION	HOMESTEAD EXEMPTIONS	OTHER EXEMPTIONS	NET VALUATION
C001	Caddo County	118,197,003	99,763,435	50,551,169	268,511,607	5,164,550	2,011,024	261,336,033
COUNTY TOTAL VALUATION		118,197,003	99,763,435	50,551,169	268,511,607	5,164,550	2,011,024	261,336,033

Fire-District								
DISTRICT	DESCRIPTION	PERSONAL PROPERTY	REAL PROPERTY	PUBLIC SERVICE	TOTAL VALUATION	HOMESTEAD EXEMPTIONS	OTHER EXEMPTIONS	NET VALUATION
E001	EMS	24,455,994	29,671,489	10,561,584	64,689,067	1,124,122	399,580	63,165,365
FIRE-DISTRICT TOTAL VALUATION		24,455,994	29,671,489	10,561,584	64,689,067	1,124,122	399,580	63,165,365

School								
DISTRICT	DESCRIPTION	PERSONAL PROPERTY	REAL PROPERTY	PUBLIC SERVICE	TOTAL VALUATION	HOMESTEAD EXEMPTIONS	OTHER EXEMPTIONS	NET VALUATION
S001	Minco	3,424,218	963,101	600,218	4,987,537	53,000	16,817	4,917,720
S009	Fletcher	29,467	49,801	28,618	107,886	1,000	0	106,886

2023 CADDO COUNTY ASSESSOR'S OFFICE REPORT TO THE EXCISE BOARD

07/27/2023

S011	Hydro-Eakly	6,941,843	9,953,667	2,395,627	19,291,137	349,127	61,852	18,880,158
S012	Lookeba-Sickles	3,959,613	4,471,756	1,248,603	9,679,972	192,031	55,357	9,432,584
S020	Anadarko	4,300,187	20,292,008	21,823,932	46,416,127	1,425,323	498,598	44,492,206
S033	Carnegie	7,047,653	9,174,232	4,005,883	20,227,768	472,317	136,010	19,619,441
S056	Boone-Apache	19,377,810	8,165,515	2,075,533	29,618,858	451,604	375,270	28,791,984
S064	Cyril	5,000,198	5,613,546	1,940,826	12,554,570	376,473	160,211	12,017,886
S078	Cordell	8,605	116,431	19,184	144,220	2,500	0	141,720
S086	Gracemont	1,628,844	3,621,366	970,566	6,220,776	210,984	113,498	5,896,294
S099	Verden	1,689,931	1,906,876	1,426,266	5,023,073	86,500	52,005	4,884,568
S131	Pioneer	42,093	24,603	9,429	76,125	0	0	76,125
S160	Cement	2,055,385	3,265,299	1,220,905	6,541,589	238,752	71,681	6,231,156
S161	Hinton	12,703,453	14,804,386	5,044,846	32,552,685	419,287	158,715	31,974,683
S167	Fort Cobb-Broxton	42,194,775	6,945,501	3,472,598	52,612,874	372,848	125,502	52,114,524
S168	Binger-Oney	7,792,928	10,395,347	4,268,135	22,456,410	512,804	185,508	21,758,098
SCHOOL TOTAL VALUATION		118,197,003	99,763,435	50,551,169	268,511,607	5,164,550	2,011,024	261,336,033

Vo-Tech

DISTRICT	DESCRIPTION	PERSONAL PROPERTY	REAL PROPERTY	PUBLIC SERVICE	TOTAL VALUATION	HOMESTEAD EXEMPTIONS	OTHER EXEMPTIONS	NET VALUATION
V002	Caddo/Kiowa Tech Center	114,692,620	98,609,499	49,893,720	263,195,839	5,108,050	1,994,207	256,093,582
V006	Canadian Valley Tech Ctr	3,466,311	987,704	609,647	5,063,662	53,000	16,817	4,993,845
V009	Great Plains Tech Cntr	29,467	49,801	28,618	107,886	1,000	0	106,886
V012	Western Tech Center	8,605	116,431	19,184	144,220	2,500	0	141,720
VO-TECH TOTAL VALUATION		118,197,003	99,763,435	50,551,169	268,511,607	5,164,550	2,011,024	261,336,033

2023 CADDO COUNTY ASSESSOR'S OFFICE REPORT TO THE EXCISE BOARD

07/27/2023

I, Ladonna Phillips, Assessor of Caddo County Oklahoma, do hereby certify that the foregoing is a true and correct statement of valuations for Real Estate, Personal Property, Public Service and Homestead Exemptions as certified by the State Board of Equalization and shown by the records in the County Assessor's office. Subscribed by my name and affixed the seal of the County Assessors office on this day of 07/27/2023.

State of Oklahoma)
Caddo County)

SS

Ladonna Phillips

7-27-23
Date

Ladonna Phillips
County Assessor
Caddo County



I, Rhonda Johnson, County Clerk of Caddo County Oklahoma, do hereby certify that the above is a true, correct and complete list of the valuations of Caddo County Oklahoma as certified by the Caddo County Assessor's office.

Rhonda Johnson

County Clerk
Caddo County

Excise Board: *Karen Dodson*

Judy Patten

August 7, 2023
Date

Real	Count	Value
Agricultural	14	24,557
Commercial	318	5,028,225
Residential	2,309	8,336,572
Total Real Value	2,641	13,389,354

Homestead	857	936,816
Veteran	32	196,694
Other	0	0
Total Exempt	997	1,133,510

TIF Increment Value

Net Assessed 12,255,844

Net Assessed Under Protest

Senior Freeze	97	257,248
Capped Parcels	2,378	7,708,979

Personal	Count	Value
Agricultural	2	675
Commercial	216	2,372,859
Mobile Home	4	2,556
Total Personal	222	2,376,090

Total Exempt 0 0

TIF Increment Value

Net Assessed 2,376,090

Net Assessed Under Protest

Public Service	Count	Value
Total PS Value	19	1,826,151

TIF Increment Value

Net Assessed 1,826,151

District Totals

Total Gross Value 17,591,595

Homestead Loss 936,816

Other Exemption Loss 196,694


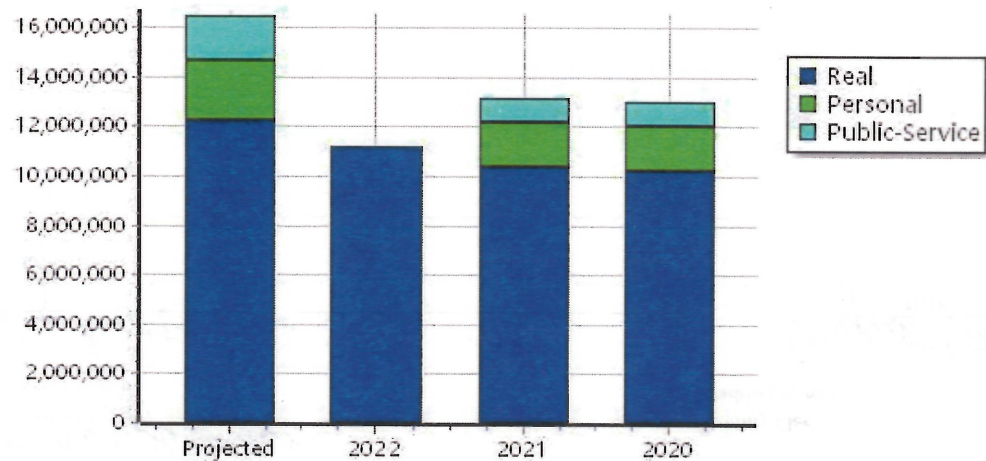
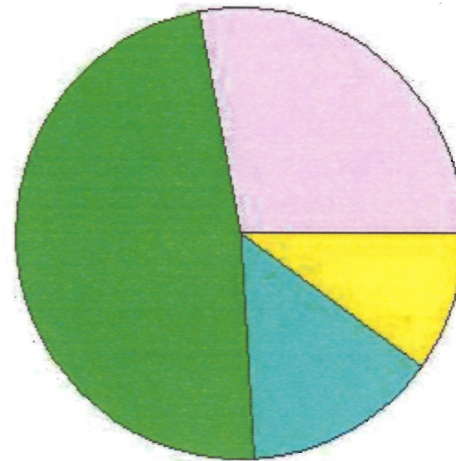
TIF Increment Value

Retained TIF Value

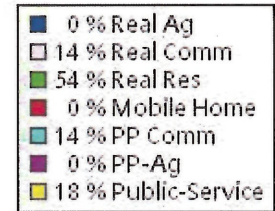
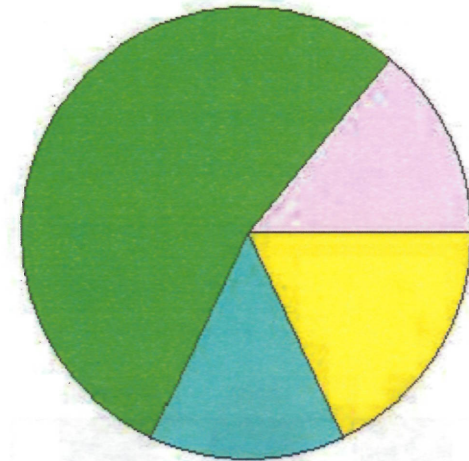
Net Assessed Value 16,458,085

Net Assessed Under Protest

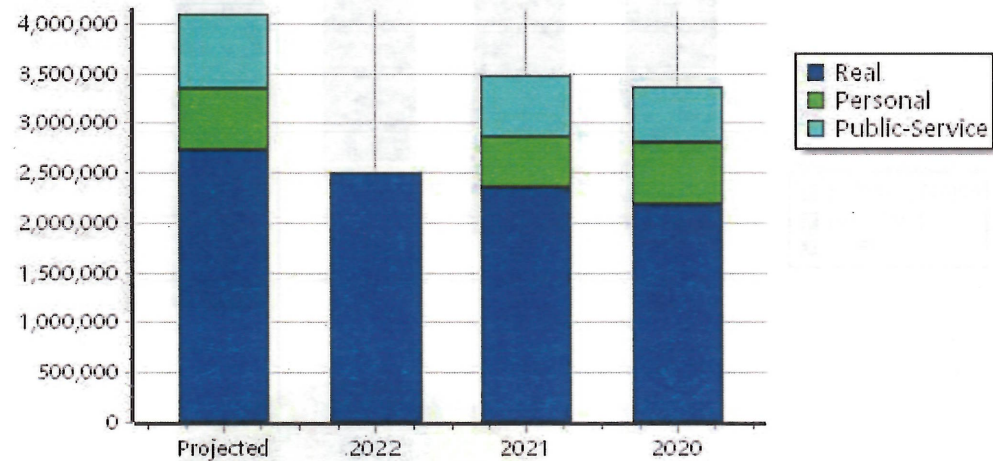
* Public Service Protests Values are not included on this report.



Real	Count	Value
Agricultural	1	78
Commercial	126	641,874
Residential	670	2,408,983
Total Real Value	797	3,050,935
Homestead	207	222,126
Veteran	12	102,525
Other	0	0
Total Exempt	237	324,651
TIF Increment Value		
Net Assessed		2,726,284
Net Assessed Under Protest		
Senior Freeze	25	66,024
Capped Parcels	754	1,959,730



Personal	Count	Value
Agricultural	1	502
Commercial	53	588,445
Mobile Home	10	21,074
Total Personal	64	610,021
Total Exempt	0	0
TIF Increment Value		
Net Assessed		610,021
Net Assessed Under Protest		
Public Service		
Total PS Value	11	756,667
TIF Increment Value		
Net Assessed		756,667



District Totals	
Total Gross Value	4,417,623
Homestead Loss	222,126
Other Exemption Loss	102,525
TIF Increment Value	
Retained TIF Value	
Net Assessed Value	4,092,972
Net Assessed Under Protest	

* Public Service Protests Values are not included on this report.

Real	Count	Value
Agricultural	0	0
Commercial	57	228,991
Residential	430	1,098,606
Total Real Value	487	1,327,597
Homestead	116	129,906
Veteran	3	13,528
Other	0	0
Total Exempt	135	143,434

TIF Increment Value

Net Assessed 1,184,163

Net Assessed Under Protest

Senior Freeze	12	27,475
Capped Parcels	380	745,921

Personal	Count	Value
Agricultural	1	8,963
Commercial	38	185,515
Mobile Home	8	24,856
Total Personal	47	219,334
Total Exempt	1	2,000

TIF Increment Value

Net Assessed 217,334

Net Assessed Under Protest

Public Service	Count	Value
Total PS Value	8	320,274

TIF Increment Value

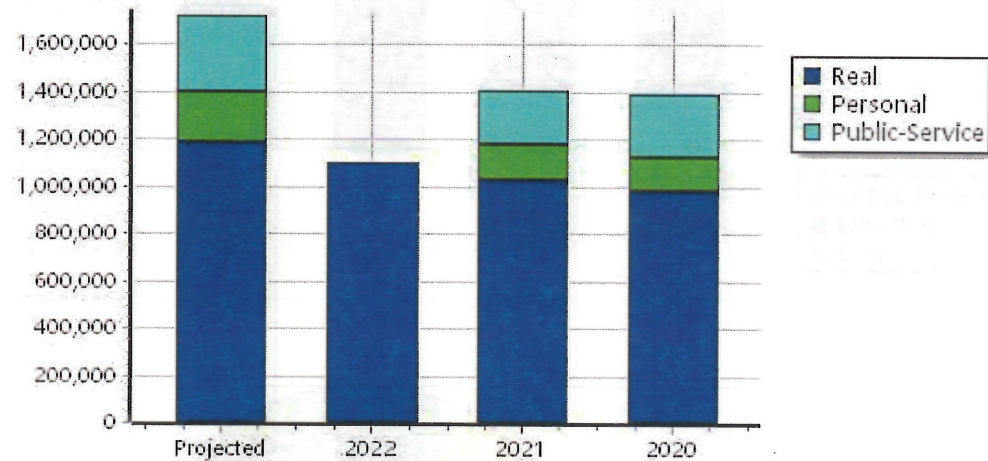
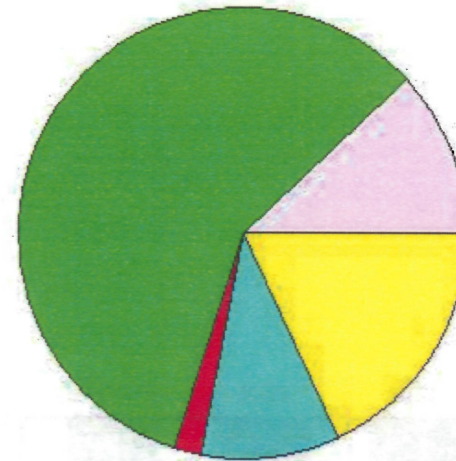
Net Assessed 320,274

District Totals

Total Gross Value	1,867,205
Homestead Loss	129,906
Other Exemption Loss	15,528
TIF Increment Value	
Retained TIF Value	
Net Assessed Value	1,721,771

Net Assessed Under Protest

* Public Service Protests Values are not included on this report.



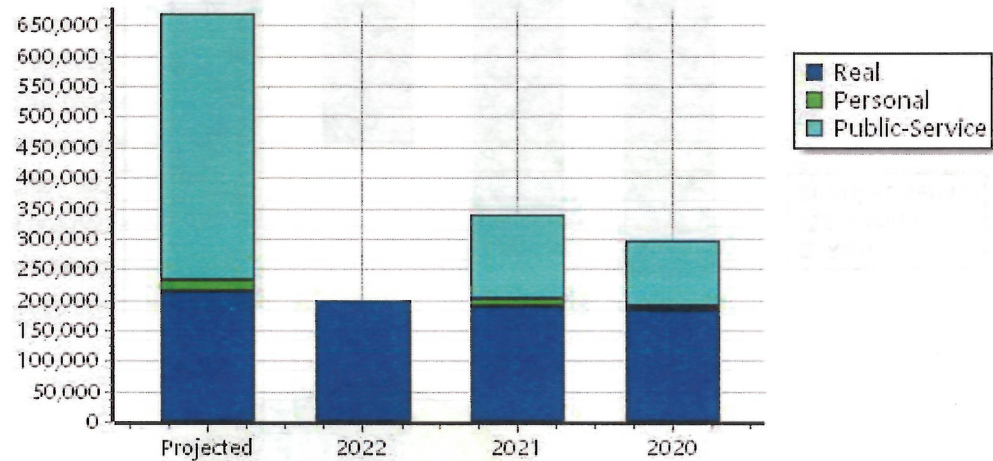
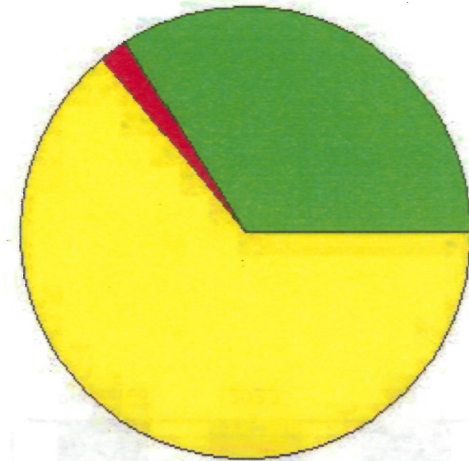
Real	Count	Value
Agricultural	0	0
Commercial	0	0
Residential	386	238,675
Total Real Value	386	238,675
Homestead	18	20,449
Veteran	1	3,338
Other	0	0
Total Exempt	23	23,787
TIF Increment Value		
Net Assessed		214,888
Net Assessed Under Protest		
Senior Freeze	3	9,123
Capped Parcels	112	94,787

Personal	Count	Value
Agricultural	2	409
Commercial	3	534
Mobile Home	4	16,673
Total Personal	9	17,616
Total Exempt	0	0
TIF Increment Value		
Net Assessed		17,616
Net Assessed Under Protest		

Public Service	Count	Value
Total PS Value	4	436,967
TIF Increment Value		
Net Assessed		436,967

District Totals	
Total Gross Value	693,258
Homestead Loss	20,449
Other Exemption Loss	3,338
TIF Increment Value	
Retained TIF Value	
Net Assessed Value	669,471
Net Assessed Under Protest	

* Public Service Protests Values are not included on this report.



Real	Count	Value
Agricultural	3	6,333
Commercial	134	1,215,386
Residential	751	2,355,623
Total Real Value	888	3,577,342

Homestead	273	299,271
Veteran	16	110,206
Other	0	0
Total Exempt	327	409,477

TIF Increment Value

Net Assessed 3,167,865

Net Assessed Under Protest

Senior Freeze	32	64,920
Capped Parcels	751	1,482,282

Personal	Count	Value
Agricultural	2	7,709
Commercial	81	730,128
Mobile Home	10	15,257
Total Personal	93	753,094

Total Exempt 0 0

TIF Increment Value

Net Assessed 753,094

Net Assessed Under Protest

Public Service	Count	Value
Total PS Value	11	1,088,244

TIF Increment Value

Net Assessed 1,088,244

District Totals

Total Gross Value 5,418,680

Homestead Loss 299,271

Other Exemption Loss 110,206

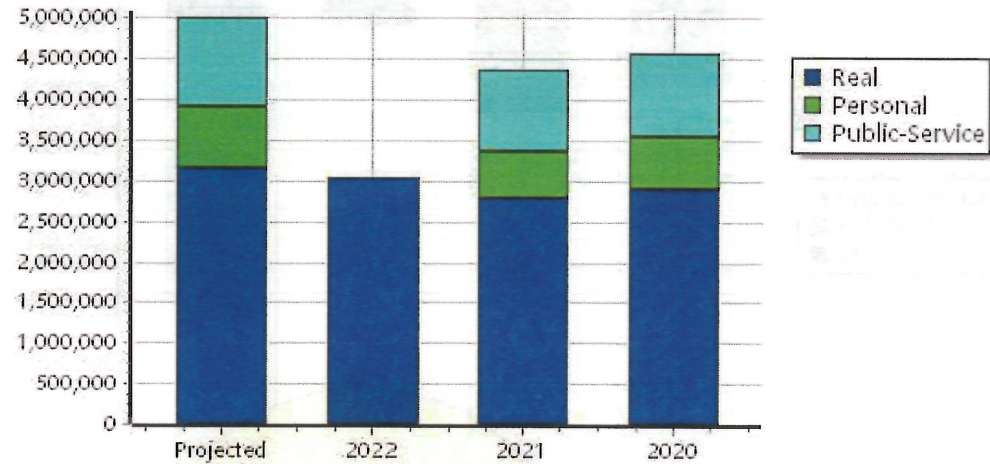
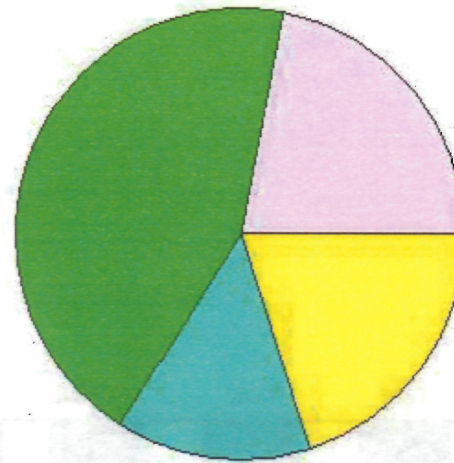
TIF Increment Value

Retained TIF Value


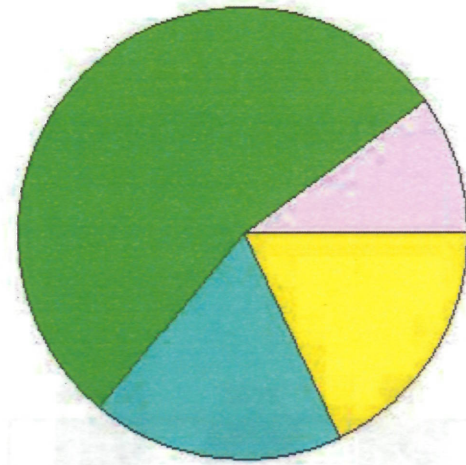
Net Assessed Value 5,009,203

Net Assessed Under Protest

* Public Service Protests Values are not included on this report.

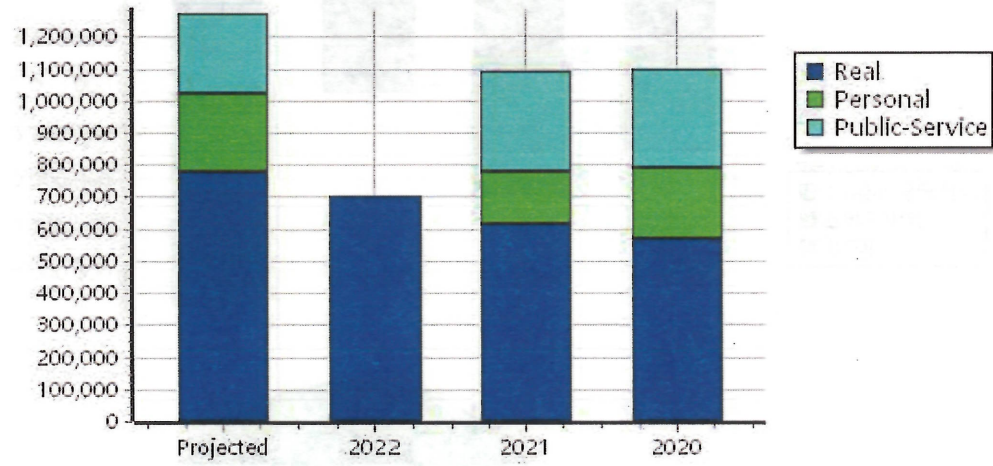


Real	Count	Value
Agricultural	0	0
Commercial	61	147,224
Residential	462	748,763
Total Real Value	523	895,987
Homestead	84	97,432
Veteran	7	22,998
Other	0	0
Total Exempt	109	120,430
TIF Increment Value		
Net Assessed		775,557
Net Assessed Under Protest		
Senior Freeze	13	47,915
Capped Parcels	494	640,757



Personal	Count	Value
Agricultural	2	1,841
Commercial	27	238,322
Mobile Home	3	8,751
Total Personal	32	248,914
Total Exempt	1	2,000

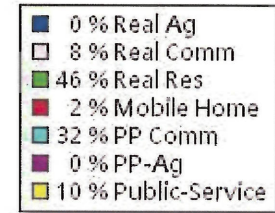
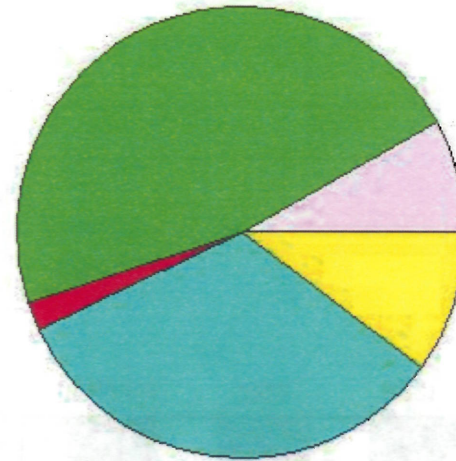
TIF Increment Value		
Net Assessed		246,914
Net Assessed Under Protest		
Public Service	Count	Value
Total PS Value	11	249,718
TIF Increment Value		
Net Assessed		249,718



District Totals	
Total Gross Value	1,394,619
Homestead Loss	97,432
Other Exemption Loss	24,998
TIF Increment Value	
Retained TIF Value	
Net Assessed Value	1,272,189
Net Assessed Under Protest	

* Public Service Protests Values are not included on this report.

Real	Count	Value
Agricultural	0	0
Commercial	77	368,002
Residential	516	2,159,387
Total Real Value	593	2,527,389
Homestead	174	194,567
Veteran	6	47,750
Other	0	0
Total Exempt	203	242,317



TIF Increment Value

Net Assessed 2,285,072

Net Assessed Under Protest

Senior Freeze	20	70,743
Capped Parcels	575	1,638,997

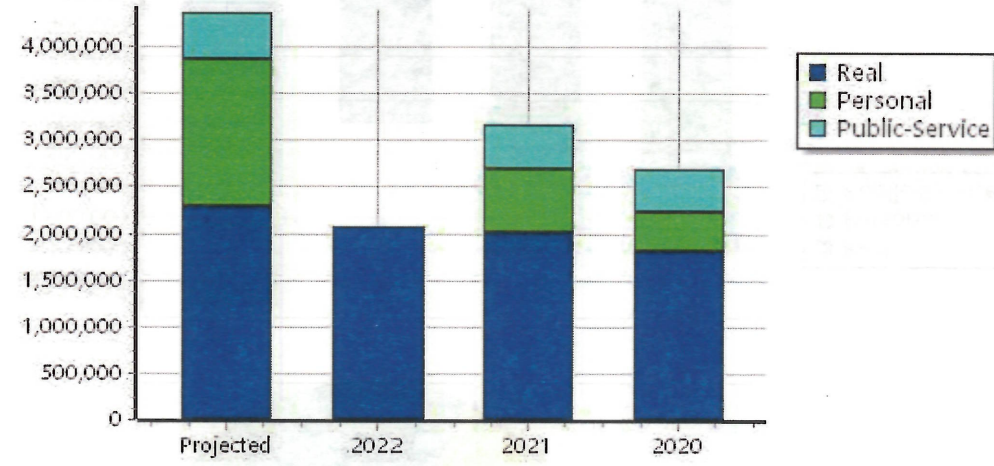
Personal	Count	Value
Agricultural	0	0
Commercial	43	1,513,703
Mobile Home	15	72,177
Total Personal	58	1,585,880
Total Exempt	0	0

TIF Increment Value

Net Assessed 1,585,880

Net Assessed Under Protest

Public Service	Count	Value
Total PS Value	8	488,381
TIF Increment Value		
Net Assessed		488,381



District Totals	
Total Gross Value	4,601,650
Homestead Loss	194,567
Other Exemption Loss	47,750
TIF Increment Value	
Retained TIF Value	
Net Assessed Value	4,359,333
Net Assessed Under Protest	

* Public Service Protests Values are not included on this report.

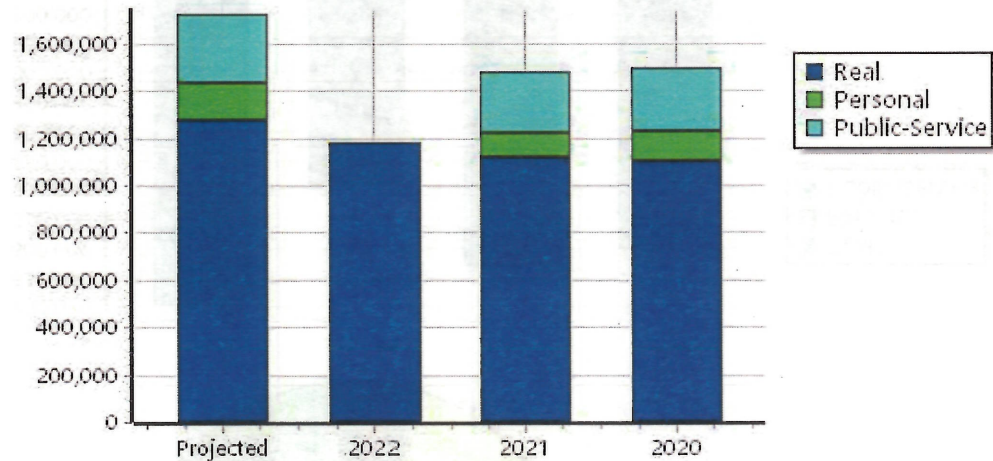
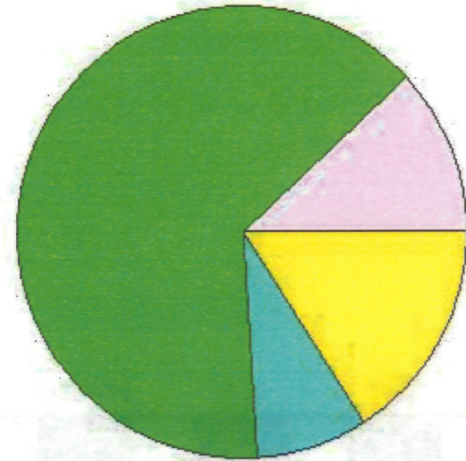
Real	Count	Value
Agricultural	1	105
Commercial	56	226,366
Residential	305	1,231,939
Total Real Value	362	1,458,410
Homestead	114	124,125
Veteran	9	57,749
Other	0	0
Total Exempt	135	181,874
TIF Increment Value		
Net Assessed		1,276,536
Net Assessed Under Protest		
Senior Freeze	13	36,693
Capped Parcels	310	511,340

Personal	Count	Value
Agricultural	0	0
Commercial	41	145,197
Mobile Home	5	12,118
Total Personal	46	157,315
Total Exempt	0	0
TIF Increment Value		
Net Assessed		157,315
Net Assessed Under Protest		

Public Service	Count	Value
Total PS Value	8	289,880
TIF Increment Value		
Net Assessed		289,880

District Totals	
Total Gross Value	1,905,605
Homestead Loss	124,125
Other Exemption Loss	57,749
TIF Increment Value	
Retained TIF Value	
Net Assessed Value	1,723,731
Net Assessed Under Protest	

* Public Service Protests Values are not included on this report.



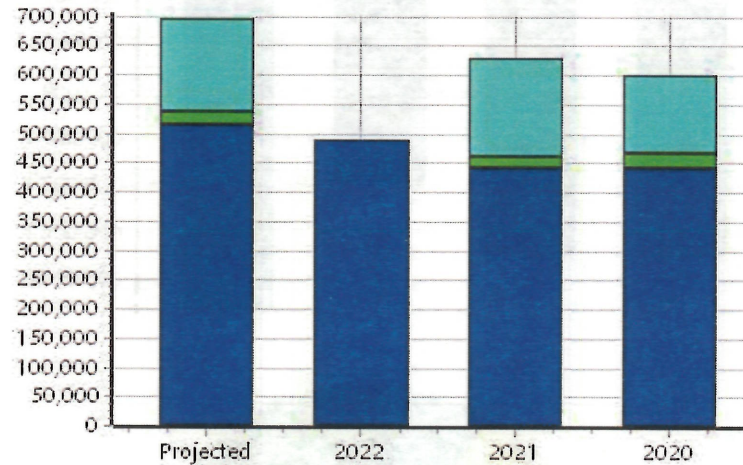
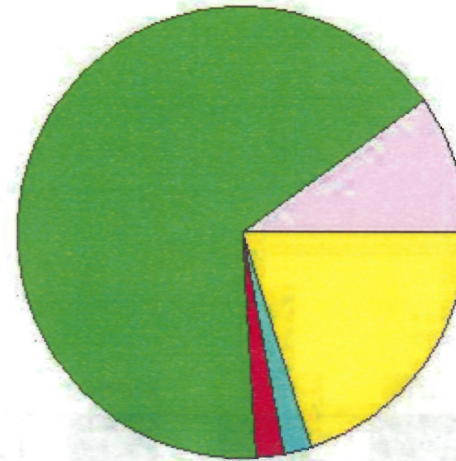
Real	Count	Value
Agricultural	0	0
Commercial	25	70,756
Residential	164	504,334
Total Real Value	189	575,090
Homestead	50	52,325
Veteran	2	8,493
Other	0	0
Total Exempt	55	60,818
TIF Increment Value		
Net Assessed		514,272
Net Assessed Under Protest		
Senior Freeze	4	12,015
Capped Parcels	196	257,204

Personal	Count	Value
Agricultural	0	0
Commercial	18	11,756
Mobile Home	3	11,060
Total Personal	21	22,816
Total Exempt	0	0
TIF Increment Value		
Net Assessed		22,816
Net Assessed Under Protest		


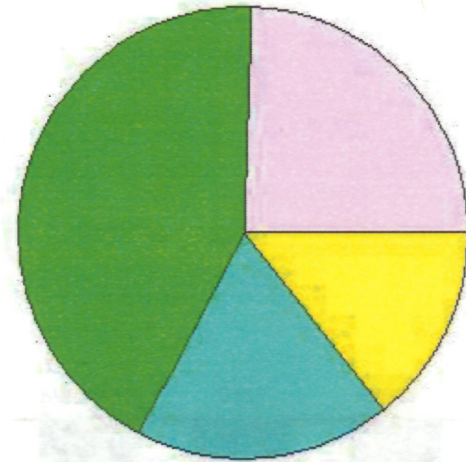
Public Service	Count	Value
Total PS Value	8	158,779
TIF Increment Value		
Net Assessed		158,779

District Totals	
Total Gross Value	756,685
Homestead Loss	52,325
Other Exemption Loss	8,493
TIF Increment Value	
Retained TIF Value	
Net Assessed Value	695,867
Net Assessed Under Protest	

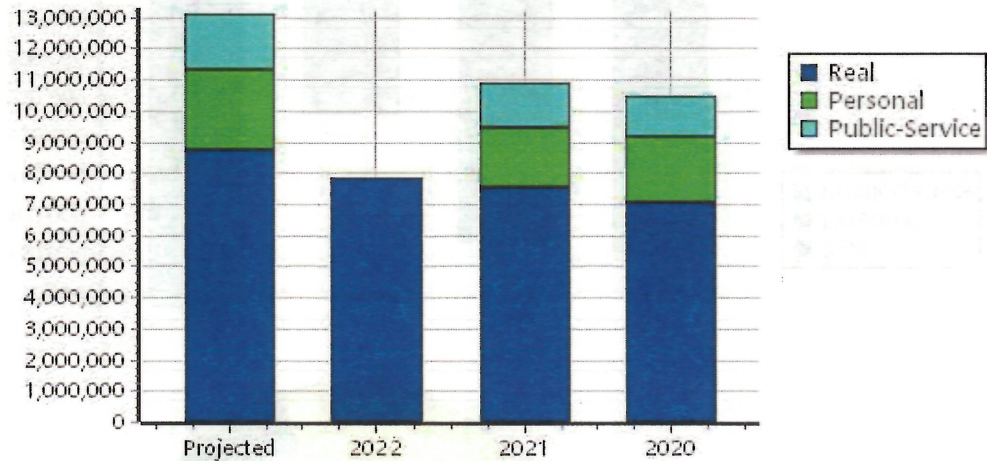
* Public Service Protests Values are not included on this report.



Real	Count	Value
Agricultural	11	68,821
Commercial	181	3,330,219
Residential	794	5,725,438
Total Real Value	986	9,124,478
Homestead	244	257,838
Veteran	7	101,620
Other	0	0
Total Exempt	266	359,458
TIF Increment Value		
Net Assessed		8,765,020
Net Assessed Under Protest		
Senior Freeze	20	83,739
Capped Parcels	819	4,674,534



Personal	Count	Value
Agricultural	4	2,460
Commercial	116	2,493,580
Mobile Home	27	56,709
Total Personal	147	2,552,749
Total Exempt	0	0
TIF Increment Value		
Net Assessed		2,552,749
Net Assessed Under Protest		
Public Service	Count	Value
Total PS Value	14	1,785,506
TIF Increment Value		
Net Assessed		1,785,506



District Totals	
Total Gross Value	13,462,733
Homestead Loss	257,838
Other Exemption Loss	101,620
TIF Increment Value	
Retained TIF Value	
Net Assessed Value	13,103,275
Net Assessed Under Protest	

* Public Service Protests Values are not included on this report.

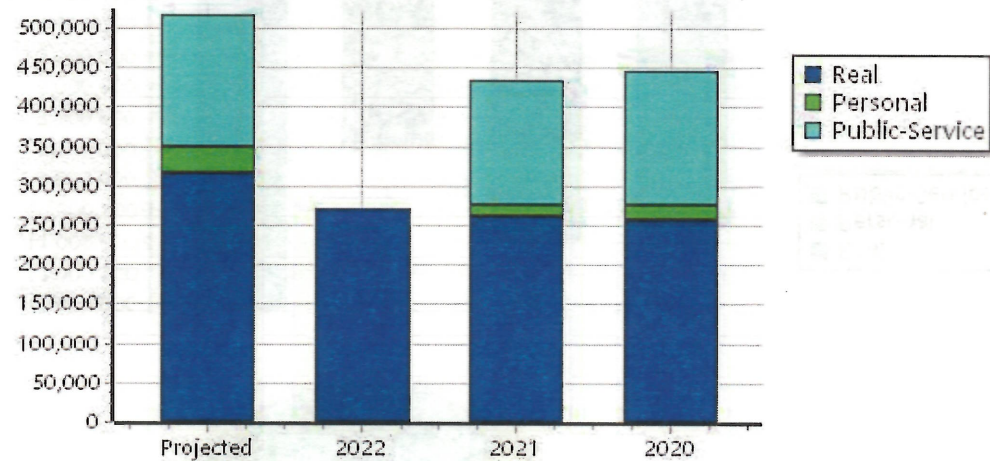
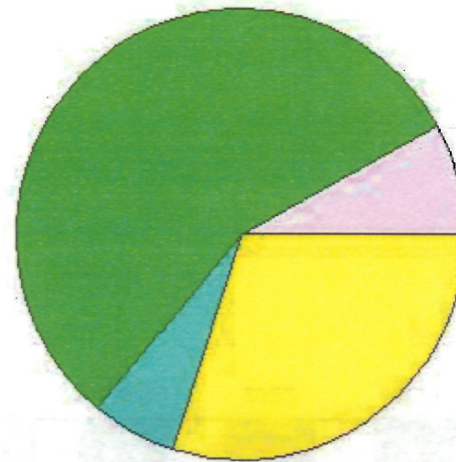
Real	Count	Value
Agricultural	0	0
Commercial	17	46,529
Residential	150	303,297
Total Real Value	167	349,826
Homestead	31	34,713
Veteran	0	0
Other	0	0
Total Exempt	35	34,713
TIF Increment Value		
Net Assessed		315,113
Net Assessed Under Protest		
Senior Freeze	2	9,003
Capped Parcels	161	285,461

Personal	Count	Value
Agricultural	1	58
Commercial	12	29,064
Mobile Home	2	4,164
Total Personal	15	33,286
Total Exempt	0	0
TIF Increment Value		
Net Assessed		33,286
Net Assessed Under Protest		

Public Service	Count	Value
Total PS Value	5	167,943
TIF Increment Value		
Net Assessed		167,943

District Totals	
Total Gross Value	551,055
Homestead Loss	34,713
Other Exemption Loss	0
TIF Increment Value	
Retained TIF Value	
Net Assessed Value	516,342
Net Assessed Under Protest	

* Public Service Protests Values are not included on this report.



Real	Count	Value
Agricultural	0	0
Commercial	124	570,124
Residential	506	1,708,045
Total Real Value	630	2,278,169
Homestead	111	116,238
Veteran	2	19,470
Other	0	0
Total Exempt	119	135,708

TIF Increment Value

Net Assessed 2,142,461

Net Assessed Under Protest

Senior Freeze	6	25,525
Capped Parcels	542	1,088,754

Personal	Count	Value
Agricultural	2	349
Commercial	37	328,402
Mobile Home	35	111,944
Total Personal	74	440,695
Total Exempt	0	0

TIF Increment Value

Net Assessed 440,695

Net Assessed Under Protest

Public Service	Count	Value
Total PS Value	6	347,456

TIF Increment Value

Net Assessed 347,456

District Totals

Total Gross Value	3,066,320
Homestead Loss	116,238
Other Exemption Loss	19,470

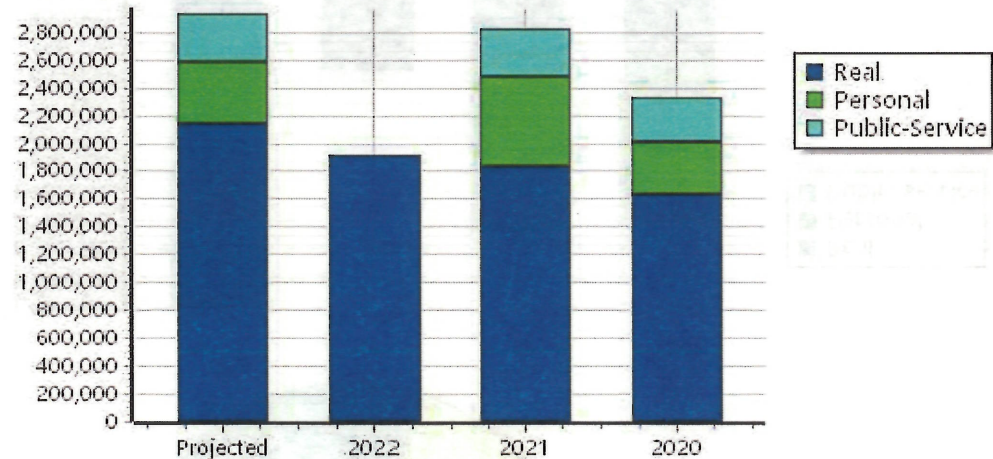
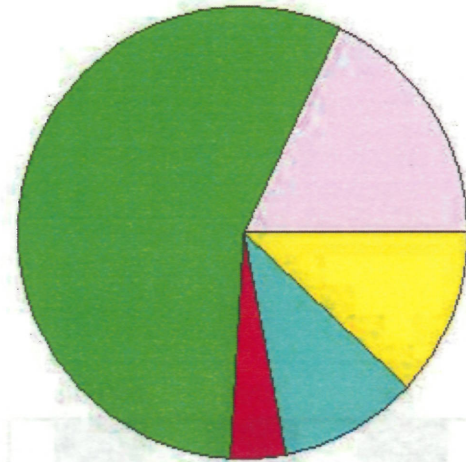
TIF Increment Value

Retained TIF Value

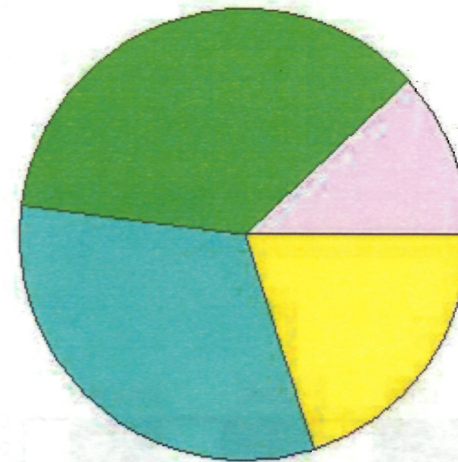
Net Assessed Value 2,930,612

Net Assessed Under Protest

* Public Service Protests Values are not included on this report.



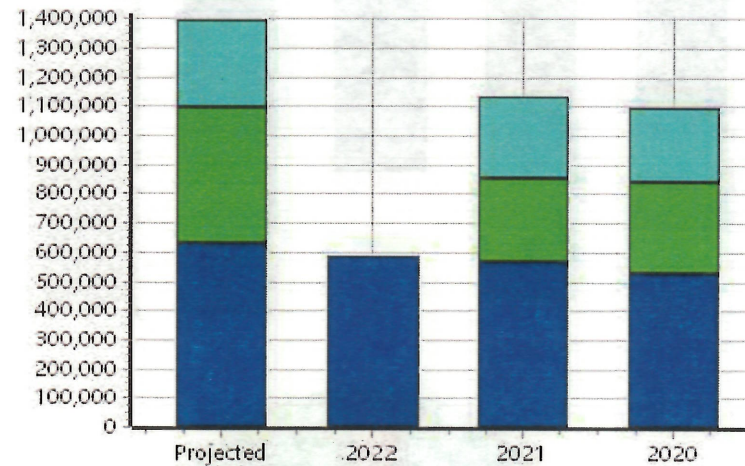
Real	Count	Value
Agricultural	0	0
Commercial	36	161,040
Residential	162	529,731
Total Real Value	198	690,771
Homestead	53	60,482
Veteran	0	0
Other	0	0
Total Exempt	62	60,482



TIF Increment Value

Net Assessed	630,289
Net Assessed Under Protest	
Senior Freeze	7 24,771
Capped Parcels	195 695,903

Personal	Count	Value
Agricultural	4	8,775
Commercial	22	452,871
Mobile Home	1	1,927
Total Personal	27	463,573
Total Exempt	0	0



TIF Increment Value

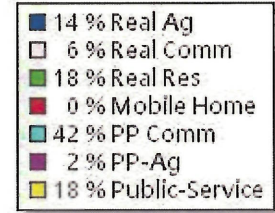
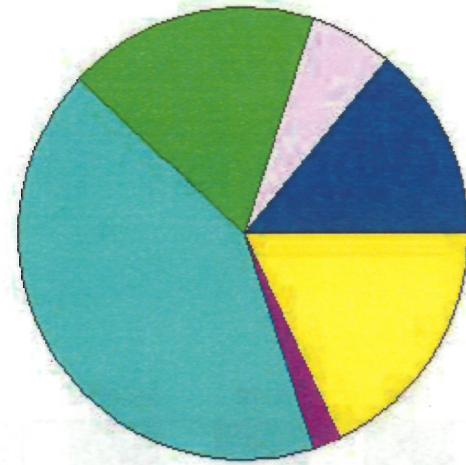
Net Assessed	463,573
Net Assessed Under Protest	

Public Service	Count	Value
Total PS Value	5	302,143
TIF Increment Value		
Net Assessed		302,143

District Totals	
Total Gross Value	1,456,487
Homestead Loss	60,482
Other Exemption Loss	0
TIF Increment Value	
Retained TIF Value	
Net Assessed Value	1,396,005
Net Assessed Under Protest	


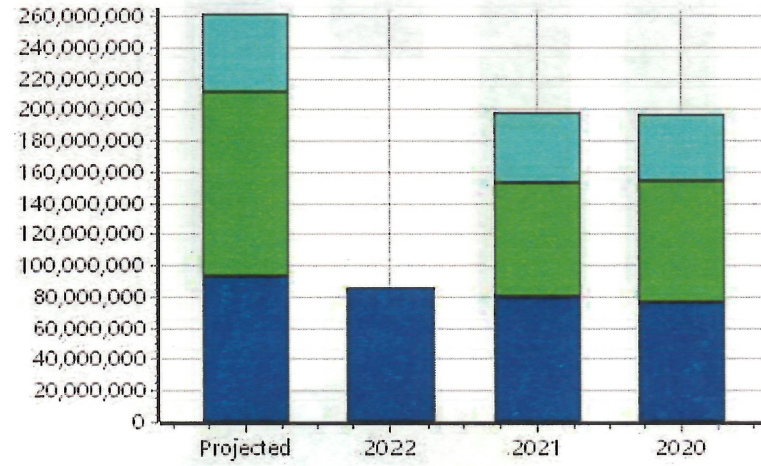
* Public Service Protests Values are not included on this report.

Real	Count	Value
Agricultural	7,817	36,283,148
Commercial	1,428	15,524,694
Residential	11,965	47,955,593
Total Real Value	21,210	99,763,435
Homestead	4,765	5,164,550
Veteran	229	2,011,024
Other	0	0
Total Exempt	5,473	7,175,574



TIF Increment Value	
Net Assessed	92,587,861
Net Assessed Under Protest	
Senior Freeze	497 1,818,417
Capped Parcels	15,377 77,636,247

Personal	Count	Value
Agricultural	1,017	3,431,670
Commercial	1,168	113,433,523
Mobile Home	416	1,346,442
Total Personal	2,601	118,211,635
Total Exempt	9	14,632



TIF Increment Value	
Net Assessed	118,197,003
Net Assessed Under Protest	

Public Service	Count	Value
Total PS Value	318	50,551,169
TIF Increment Value		
Net Assessed		50,551,169

District Totals	
Total Gross Value	268,526,239
Homestead Loss	5,164,550
Other Exemption Loss	2,025,656
TIF Increment Value	
Retained TIF Value	
Net Assessed Value	261,336,033
Net Assessed Under Protest	

* Public Service Protests Values are not included on this report.

Real	Count	Value
Agricultural	2,177	10,877,792
Commercial	313	4,755,004
Residential	3,331	14,038,693
Total Real Value	5,821	29,671,489
Homestead	1,045	1,124,122
Veteran	46	399,580
Other	0	0
Total Exempt	1,180	1,523,702

TIF Increment Value

Net Assessed 28,147,787

Net Assessed Under Protest

Senior Freeze	97	468,445
Capped Parcels	3,713	13,223,101

Personal	Count	Value
Agricultural	302	809,959
Commercial	286	23,210,967
Mobile Home	144	439,068
Total Personal	732	24,459,994
Total Exempt	2	4,000

TIF Increment Value

Net Assessed 24,455,994

Net Assessed Under Protest

Public Service	Count	Value
Total PS Value	80	10,561,584

TIF Increment Value

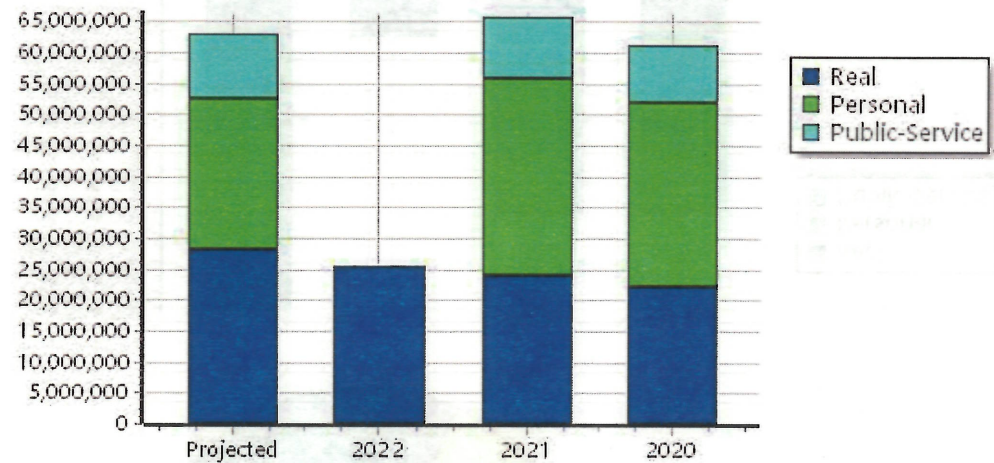
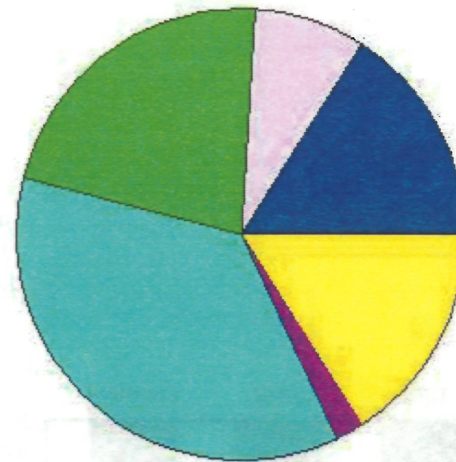
Net Assessed 10,561,584

District Totals

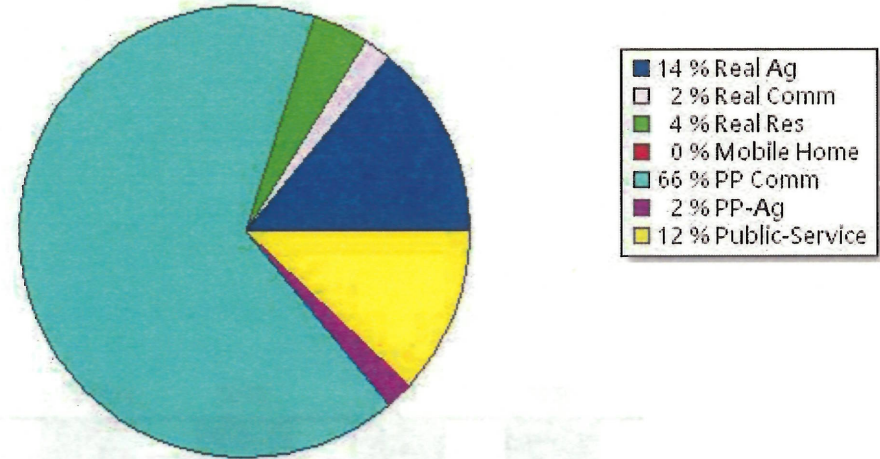
Total Gross Value	64,693,067
Homestead Loss	1,124,122
Other Exemption Loss	403,580
TIF Increment Value	
Retained TIF Value	
Net Assessed Value	63,165,365

Net Assessed Under Protest

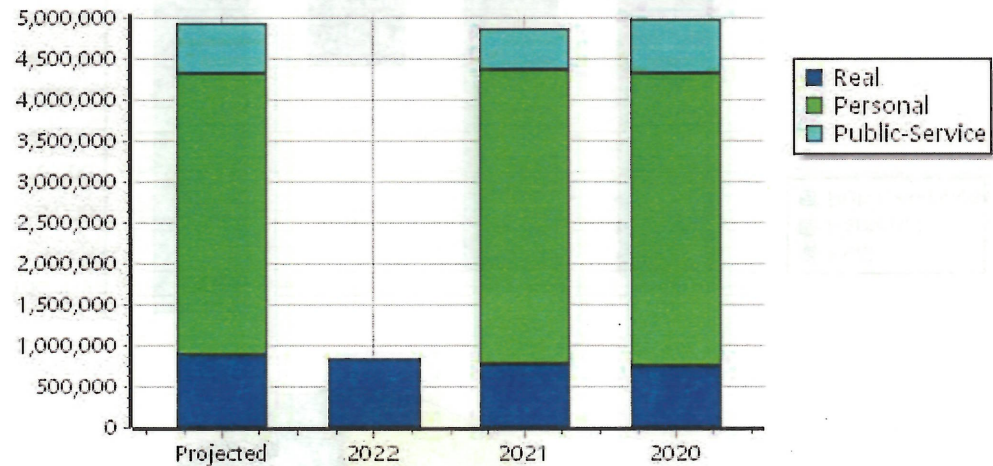
* Public Service Protests Values are not included on this report.



Real	Count	Value
Agricultural	150	726,638
Commercial	2	71,972
Residential	27	164,491
Total Real Value	179	963,101
Homestead	50	53,000
Veteran	2	16,817
Other	0	0
Total Exempt	55	69,817
TIF Increment Value		
Net Assessed		893,284
Net Assessed Under Protest		
Senior Freeze	7	32,112
Capped Parcels	89	349,895



Personal	Count	Value
Agricultural	15	49,889
Commercial	18	3,341,129
Mobile Home	8	33,200
Total Personal	41	3,424,218
Total Exempt	0	0
TIF Increment Value		
Net Assessed		3,424,218
Net Assessed Under Protest		



Public Service	Count	Value
Total PS Value	9	600,218
TIF Increment Value		
Net Assessed		600,218

District Totals	
Total Gross Value	4,987,537
Homestead Loss	53,000
Other Exemption Loss	16,817
TIF Increment Value	
Retained TIF Value	
Net Assessed Value	4,917,720
Net Assessed Under Protest	

* Public Service Protests Values are not included on this report.

Real	Count	Value
Agricultural	9	35,115
Commercial	0	0
Residential	1	14,686
Total Real Value	10	49,801
Homestead	1	1,000
Veteran	0	0
Other	0	0
Total Exempt	1	1,000

TIF Increment Value

Net Assessed 48,801

Net Assessed Under Protest

Senior Freeze	0	0
Capped Parcels	4	16,604

Personal	Count	Value
Agricultural	0	0
Commercial	2	29,467
Mobile Home	0	0
Total Personal	2	29,467
Total Exempt	0	0

TIF Increment Value

Net Assessed 29,467

Net Assessed Under Protest

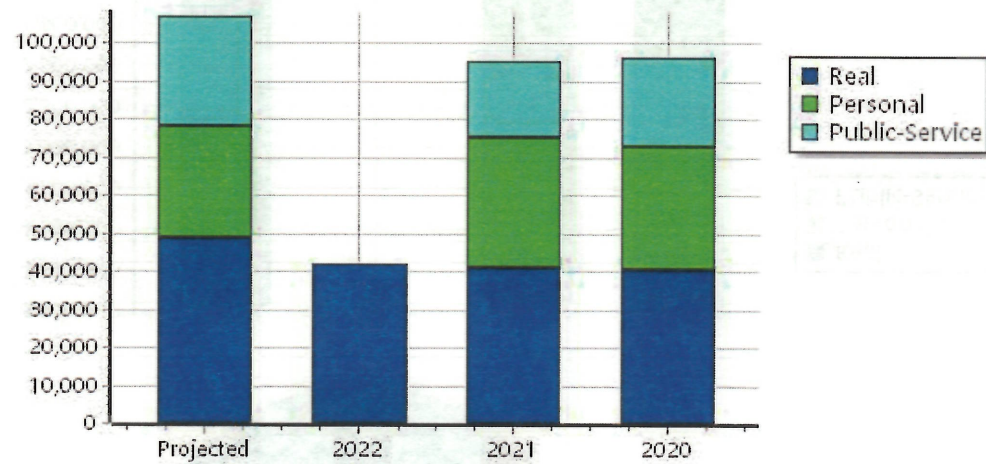
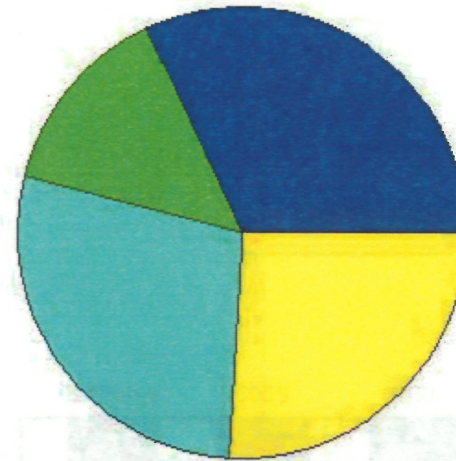
Public Service	Count	Value
Total PS Value	4	28,618
TIF Increment Value		
Net Assessed		28,618

District Totals

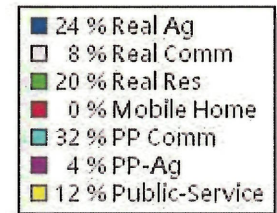
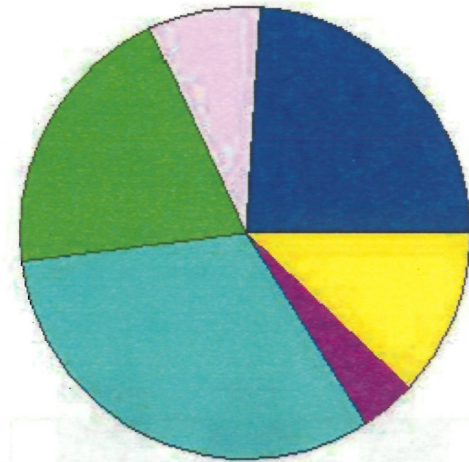
Total Gross Value	107,886
Homestead Loss	1,000
Other Exemption Loss	0
TIF Increment Value	
Retained TIF Value	
Net Assessed Value	106,886

Net Assessed Under Protest

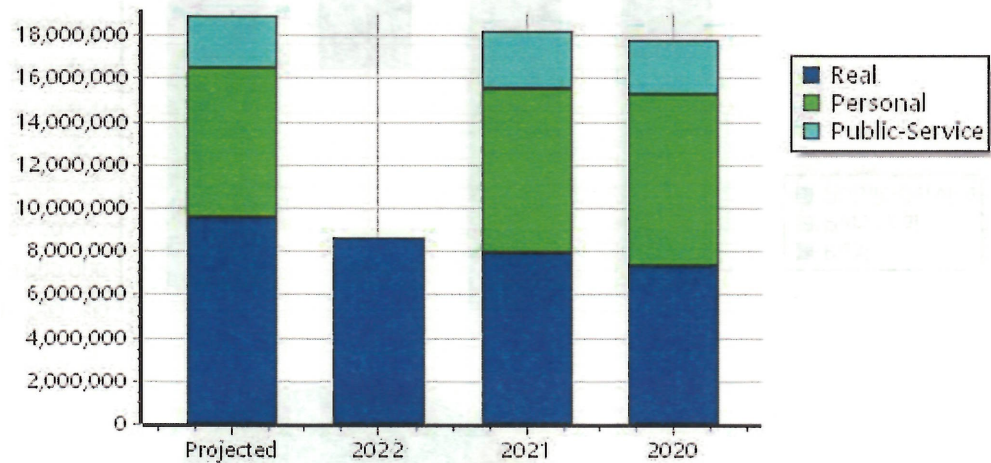
* Public Service Protests Values are not included on this report.



Real	Count	Value
Agricultural	831	4,607,286
Commercial	199	1,514,984
Residential	1,014	3,831,397
Total Real Value	2,044	9,953,667
Homestead	328	349,127
Veteran	7	61,852
Other	0	0
Total Exempt	360	410,979
TIF Increment Value		
Net Assessed		9,542,688
Net Assessed Under Protest		
Senior Freeze	22	105,873
Capped Parcels	1,345	4,040,572



Personal	Count	Value
Agricultural	156	634,934
Commercial	117	6,115,088
Mobile Home	60	191,821
Total Personal	333	6,941,843
Total Exempt	0	0
TIF Increment Value		
Net Assessed		6,941,843
Net Assessed Under Protest		
Public Service		
Total PS Value	27	2,395,627
TIF Increment Value		
Net Assessed		2,395,627



District Totals	
Total Gross Value	19,291,137
Homestead Loss	349,127
Other Exemption Loss	61,852
TIF Increment Value	
Retained TIF Value	
Net Assessed Value	18,880,158
Net Assessed Under Protest	

* Public Service Protests Values are not included on this report.

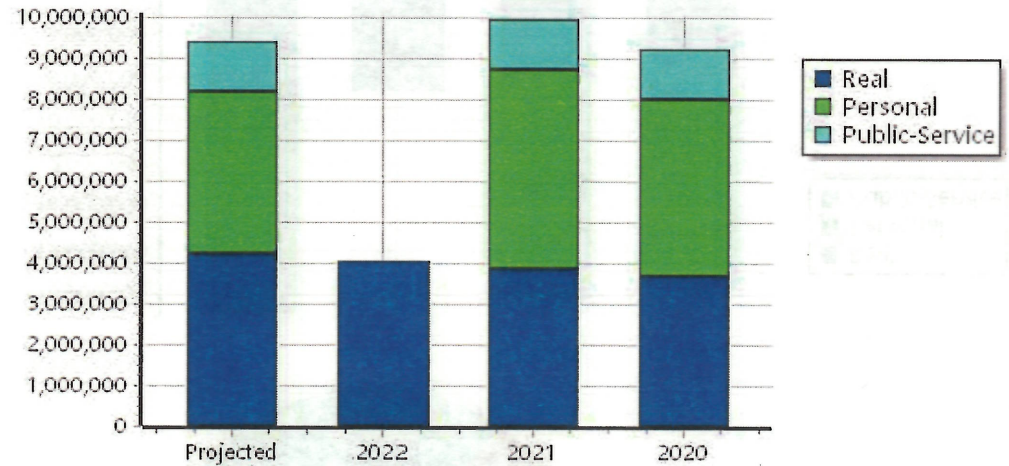
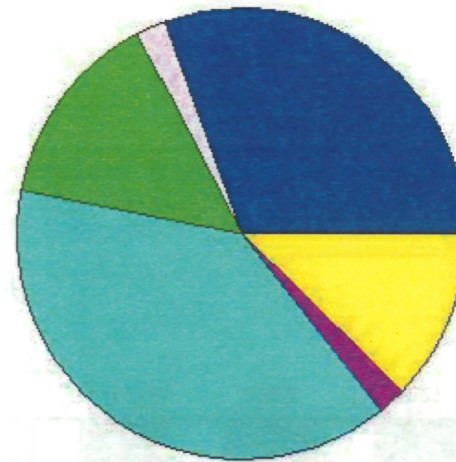
Real	Count	Value
Agricultural	621	2,956,829
Commercial	32	157,966
Residential	415	1,356,961
Total Real Value	1,068	4,471,756
Homestead	183	192,031
Veteran	7	55,357
Other	0	0
Total Exempt	201	247,388
TIF Increment Value		
Net Assessed		4,224,368
Net Assessed Under Protest		
Senior Freeze	10	62,623
Capped Parcels	705	1,832,596

Personal	Count	Value
Agricultural	97	217,022
Commercial	33	3,686,505
Mobile Home	19	56,086
Total Personal	149	3,959,613
Total Exempt	0	0
TIF Increment Value		
Net Assessed		3,959,613
Net Assessed Under Protest		


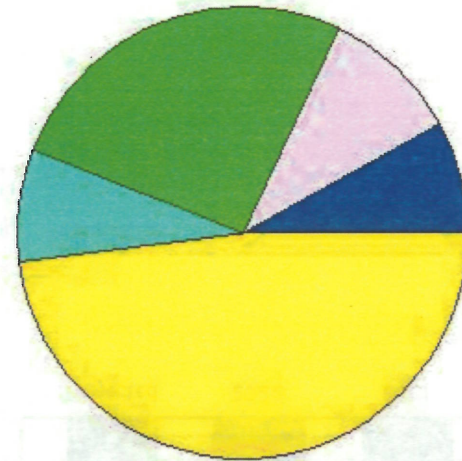
Public Service	Count	Value
Total PS Value	18	1,248,603
TIF Increment Value		
Net Assessed		1,248,603

District Totals	
Total Gross Value	9,679,972
Homestead Loss	192,031
Other Exemption Loss	55,357
TIF Increment Value	
Retained TIF Value	
Net Assessed Value	9,432,584
Net Assessed Under Protest	

* Public Service Protests Values are not included on this report.



Real	Count	Value
Agricultural	780	3,303,435
Commercial	325	5,074,583
Residential	2,996	11,913,990
Total Real Value	4,101	20,292,008
Homestead	1,303	1,425,323
Veteran	63	498,598
Other	0	0
Total Exempt	1,522	1,923,921



TIF Increment Value

Net Assessed 18,368,087

Net Assessed Under Protest

Senior Freeze	147	422,562
Capped Parcels	3,478	21,654,764

Personal	Count	Value
Agricultural	105	187,146
Commercial	258	4,065,742
Mobile Home	26	48,904
Total Personal	389	4,301,792
Total Exempt	1	1,605

TIF Increment Value

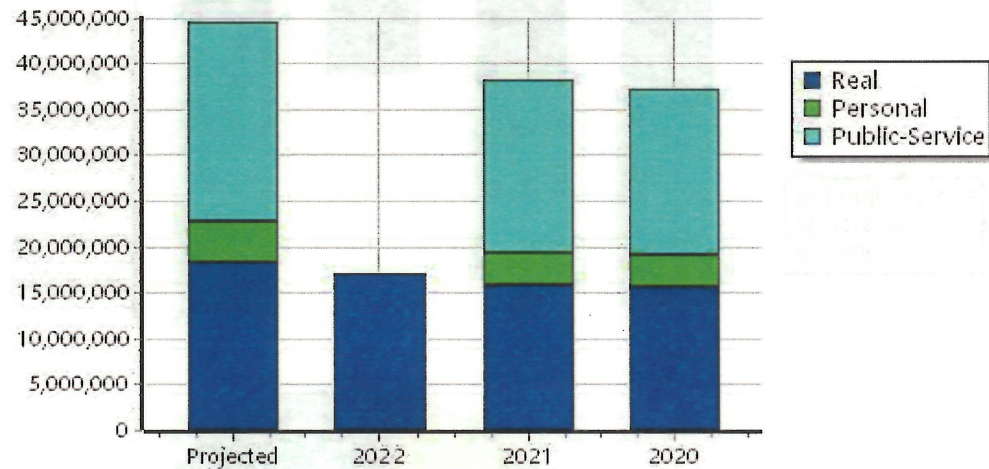
Net Assessed 4,300,187

Net Assessed Under Protest

Public Service	Count	Value
Total PS Value	35	21,823,932

TIF Increment Value

Net Assessed 21,823,932



District Totals

Total Gross Value	46,417,732
Homestead Loss	1,425,323
Other Exemption Loss	500,203

TIF Increment Value

Retained TIF Value

Net Assessed Value 44,492,206

Net Assessed Under Protest

* Public Service Protests Values are not included on this report.

Real	Count	Value
Agricultural	753	3,670,264
Commercial	165	1,680,763
Residential	1,137	3,823,205
Total Real Value	2,055	9,174,232
Homestead	425	472,317
Veteran	22	136,010
Other	0	0
Total Exempt	507	608,327

TIF Increment Value

Net Assessed 8,565,905

Net Assessed Under Protest

Senior Freeze	53	148,662
Capped Parcels	1,495	20,628,840

Personal	Count	Value
Agricultural	95	309,084
Commercial	112	6,659,416
Mobile Home	27	79,353
Total Personal	234	7,047,853
Total Exempt	1	200

TIF Increment Value

Net Assessed 7,047,653

Net Assessed Under Protest

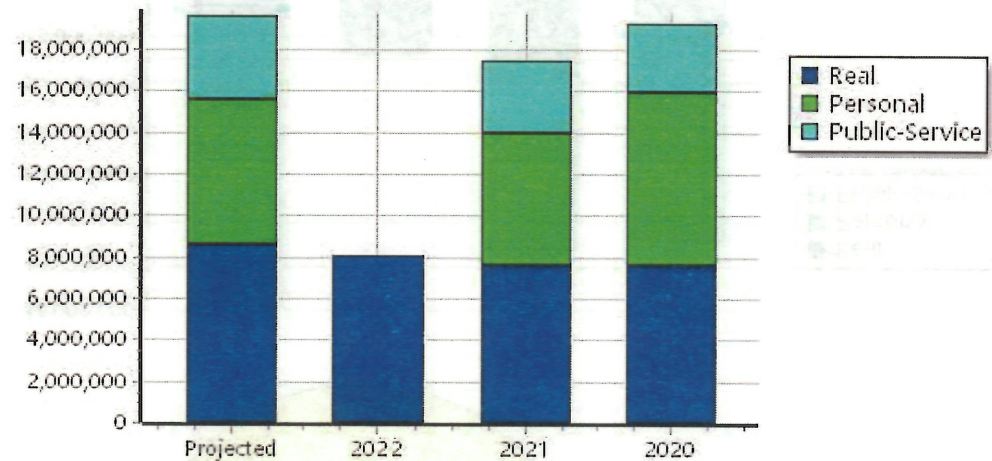
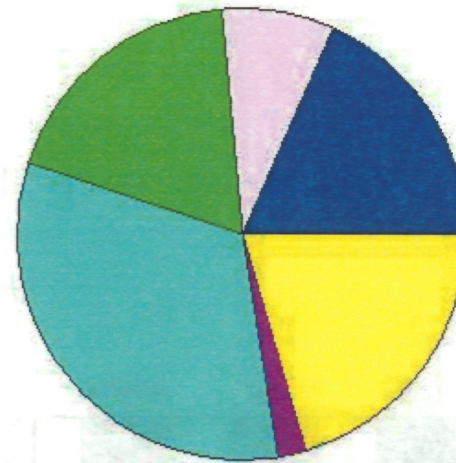
Public Service	Count	Value
Total PS Value	25	4,005,883
TIF Increment Value		
Net Assessed		4,005,883

District Totals

Total Gross Value	20,227,968
Homestead Loss	472,317
Other Exemption Loss	136,210
TIF Increment Value	
Retained TIF Value	
Net Assessed Value	19,619,441

Net Assessed Under Protest

* Public Service Protests Values are not included on this report.



Real	Count	Value
Agricultural	615	2,785,854
Commercial	151	955,159
Residential	999	4,424,502
Total Real Value	1,765	8,165,515
Homestead	425	451,604
Veteran	29	375,270
Other	0	0
Total Exempt	485	826,874

TIF Increment Value

Net Assessed 7,338,641

Net Assessed Under Protest

Senior Freeze	45	167,307
Capped Parcels	1,463	4,920,364

Personal	Count	Value
Agricultural	66	198,022
Commercial	92	19,093,686
Mobile Home	23	86,929
Total Personal	181	19,378,637
Total Exempt	1	827

TIF Increment Value

Net Assessed 19,377,810

Net Assessed Under Protest

Public Service	Count	Value
Total PS Value	25	2,075,533

TIF Increment Value

Net Assessed 2,075,533

District Totals

Total Gross Value	29,619,685
Homestead Loss	451,604
Other Exemption Loss	376,097

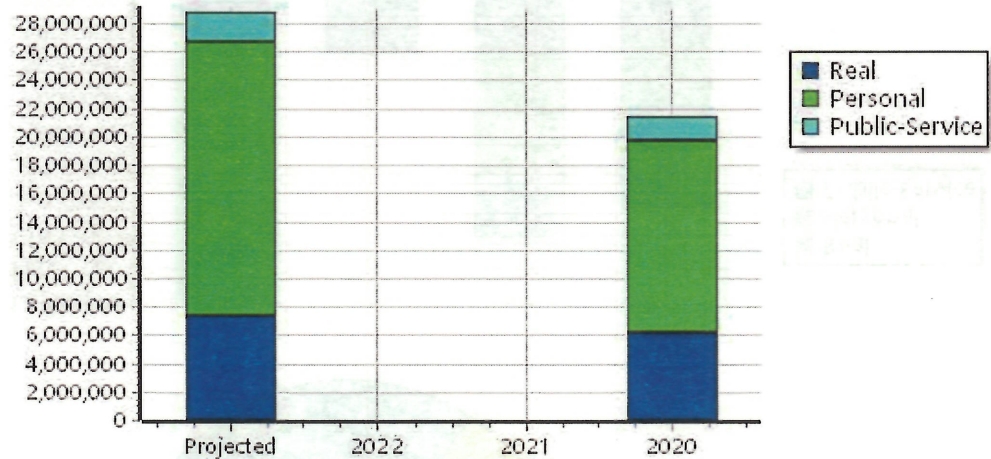
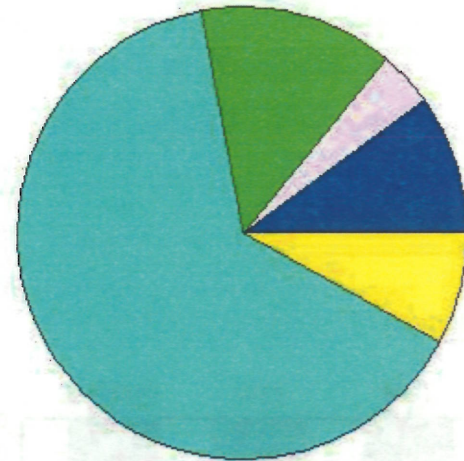
TIF Increment Value

Retained TIF Value

Net Assessed Value 28,791,984

Net Assessed Under Protest

* Public Service Protests Values are not included on this report.



Real	Count	Value
Agricultural	410	1,741,761
Commercial	92	588,866
Residential	720	3,282,919
Total Real Value	1,222	5,613,546

Homestead	338	376,473
Veteran	17	160,211
Other	0	0
Total Exempt	396	536,684

TIF Increment Value

Net Assessed 5,076,862

Net Assessed Under Protest

Senior Freeze	40	150,341
Capped Parcels	990	3,314,993

Personal	Count	Value
Agricultural	44	64,304
Commercial	78	4,797,206
Mobile Home	34	138,688
Total Personal	156	5,000,198

Total Exempt 0 0

TIF Increment Value

Net Assessed 5,000,198

Net Assessed Under Protest

Public Service	Count	Value
Total PS Value	26	1,940,826

TIF Increment Value

Net Assessed 1,940,826

District Totals

Total Gross Value 12,554,570

Homestead Loss 376,473

Other Exemption Loss 160,211

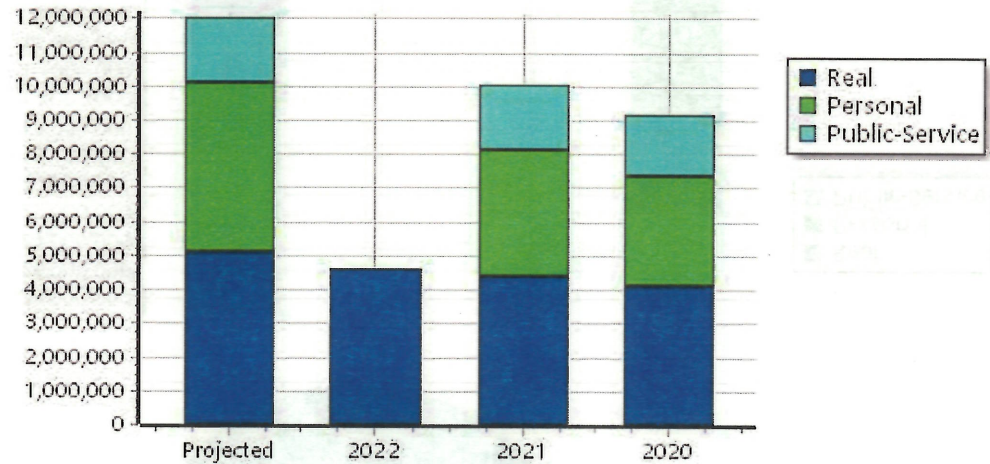
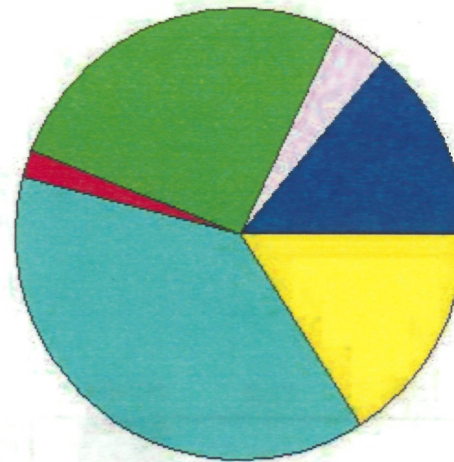
TIF Increment Value

Retained TIF Value

Net Assessed Value 12,017,886

Net Assessed Under Protest

* Public Service Protests Values are not included on this report.



Real	Count	Value
Agricultural	28	105,792
Commercial	0	0
Residential	2	10,639
Total Real Value	30	116,431
Homestead	3	2,500
Veteran	0	0
Other	0	0
Total Exempt	3	2,500

TIF Increment Value

Net Assessed 113,931

Net Assessed Under Protest

Senior Freeze	1	2,848
Capped Parcels	3	11,109

Personal	Count	Value
Agricultural	6	8,589
Commercial	1	16
Mobile Home	0	0
Total Personal	7	8,605
Total Exempt	0	0

TIF Increment Value

Net Assessed 8,605

Net Assessed Under Protest

Public Service	Count	Value
Total PS Value	2	19,184

TIF Increment Value

Net Assessed 19,184

District Totals

Total Gross Value	144,220
Homestead Loss	2,500
Other Exemption Loss	0

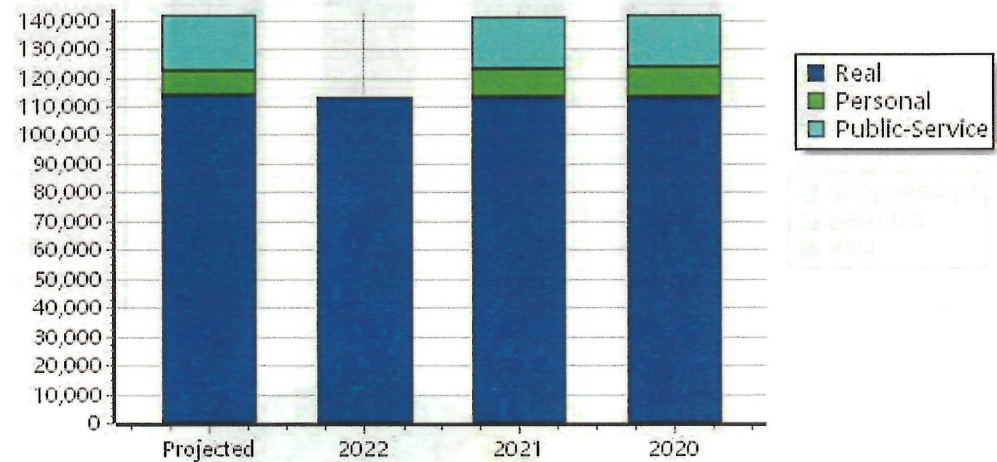
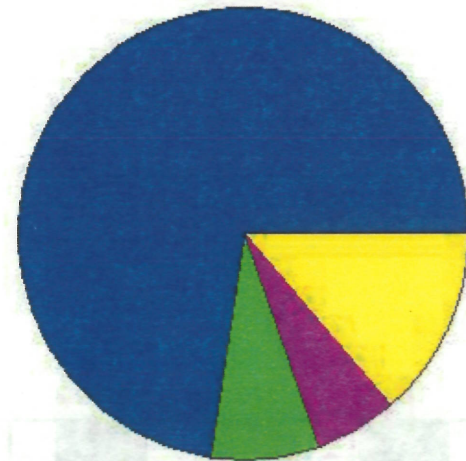
TIF Increment Value

Retained TIF Value

Net Assessed Value 141,720

Net Assessed Under Protest

* Public Service Protests Values are not included on this report.



Real	Count	Value
Agricultural	531	2,180,828
Commercial	27	72,010
Residential	315	1,368,528
Total Real Value	873	3,621,366
Homestead	201	210,984
Veteran	7	113,498
Other	0	0
Total Exempt	221	324,482

TIF Increment Value

Net Assessed 3,296,884

Net Assessed Under Protest

Senior Freeze	17	66,571
Capped Parcels	631	1,636,350

Personal	Count	Value
Agricultural	66	132,430
Commercial	44	1,403,867
Mobile Home	22	92,547
Total Personal	132	1,628,844
Total Exempt	0	0

TIF Increment Value

Net Assessed 1,628,844

Net Assessed Under Protest

Public Service	Count	Value
Total PS Value	18	970,566

TIF Increment Value

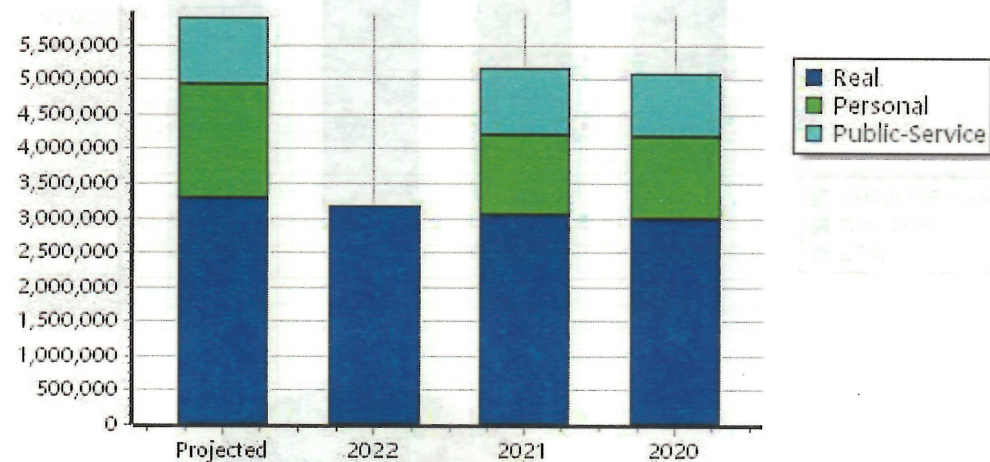
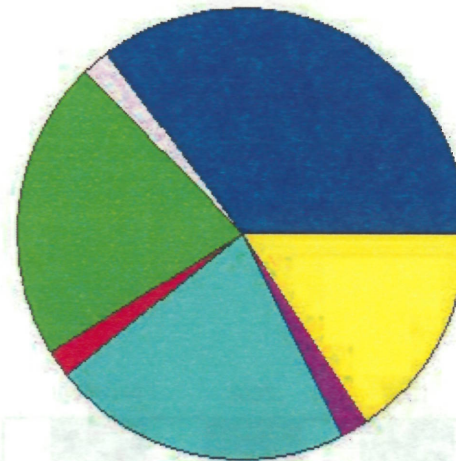
Net Assessed 970,566

District Totals

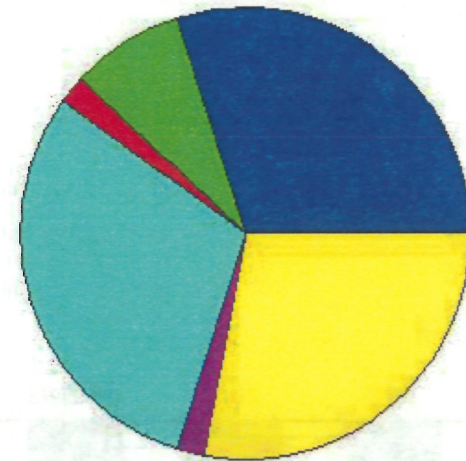
Total Gross Value	6,220,776
Homestead Loss	210,984
Other Exemption Loss	113,498
TIF Increment Value	
Retained TIF Value	
Net Assessed Value	5,896,294

Net Assessed Under Protest

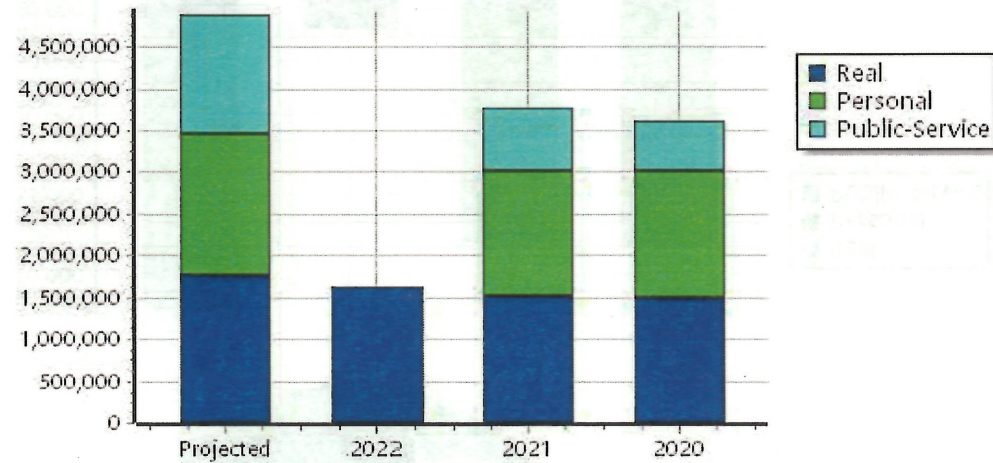
* Public Service Protests Values are not included on this report.



Real	Count	Value
Agricultural	308	1,493,468
Commercial	3	8,510
Residential	78	404,898
Total Real Value	389	1,906,876
Homestead	82	86,500
Veteran	4	52,005
Other	0	0
Total Exempt	91	138,505
TIF Increment Value		
Net Assessed		1,768,371
Net Assessed Under Protest		
Senior Freeze	6	18,101
Capped Parcels	215	2,539,605



Personal	Count	Value
Agricultural	40	74,663
Commercial	12	1,556,783
Mobile Home	16	58,485
Total Personal	68	1,689,931
Total Exempt	0	0
TIF Increment Value		
Net Assessed		1,689,931
Net Assessed Under Protest		
Public Service		
Total PS Value	15	1,426,266
TIF Increment Value		
Net Assessed		1,426,266



District Totals	
Total Gross Value	5,023,073
Homestead Loss	86,500
Other Exemption Loss	52,005
TIF Increment Value	
Retained TIF Value	
Net Assessed Value	4,884,568
Net Assessed Under Protest	

* Public Service Protests Values are not included on this report.

Real	Count	Value
Agricultural	6	24,603
Commercial	0	0
Residential	0	0
Total Real Value	6	24,603
Homestead	0	0
Veteran	0	0
Other	0	0
Total Exempt	0	0

TIF Increment Value

Net Assessed 24,603

Net Assessed Under Protest

Senior Freeze	0	0
Capped Parcels	3	31,737

Personal	Count	Value
Agricultural	0	0
Commercial	3	42,093
Mobile Home	0	0
Total Personal	3	42,093
Total Exempt	0	0

TIF Increment Value

Net Assessed 42,093

Net Assessed Under Protest

Public Service	Count	Value
Total PS Value	2	9,429

TIF Increment Value


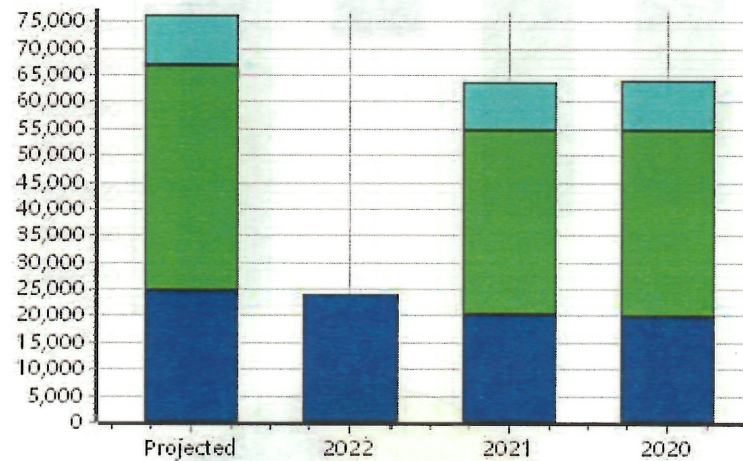

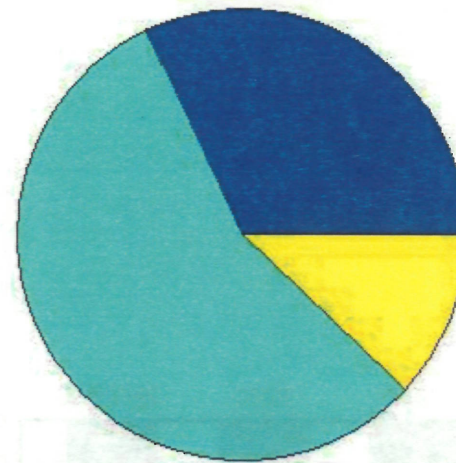
Net Assessed 9,429

District Totals

Total Gross Value	76,125
Homestead Loss	0
Other Exemption Loss	0
TIF Increment Value	
Retained TIF Value	
Net Assessed Value	76,125

Net Assessed Under Protest

* Public Service Protests Values are not included on this report.



Real	Count	Value
Agricultural	412	1,503,329
Commercial	84	246,358
Residential	620	1,515,612
Total Real Value	1,116	3,265,299
Homestead	219	238,752
Veteran	13	71,681
Other	0	0
Total Exempt	257	310,433

TIF Increment Value

Net Assessed 2,954,866

Net Assessed Under Protest

Senior Freeze	23	80,536
Capped Parcels	830	1,706,229

Personal	Count	Value
Agricultural	39	50,448
Commercial	61	1,930,131
Mobile Home	26	80,806
Total Personal	126	2,061,385
Total Exempt	3	6,000

TIF Increment Value

Net Assessed 2,055,385

Net Assessed Under Protest

Public Service	Count	Value
Total PS Value	23	1,220,905

TIF Increment Value

Net Assessed 1,220,905

District Totals

Total Gross Value	6,547,589
Homestead Loss	238,752
Other Exemption Loss	77,681

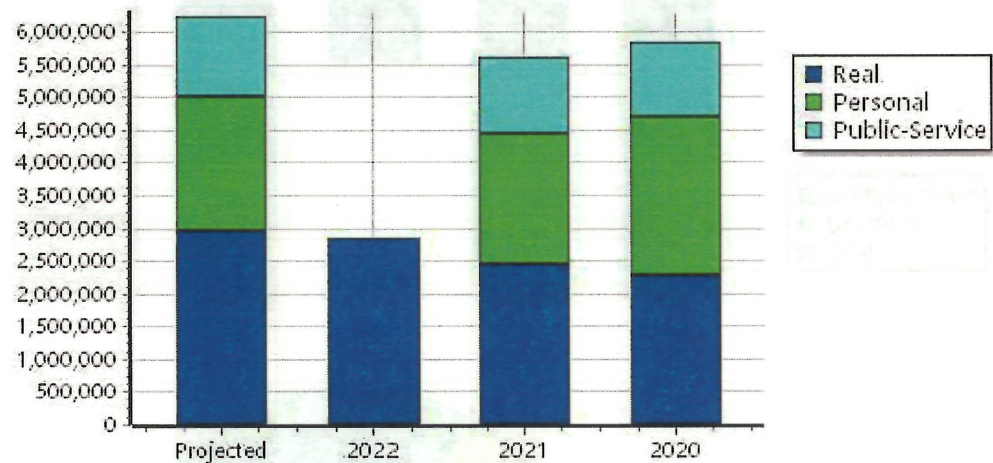
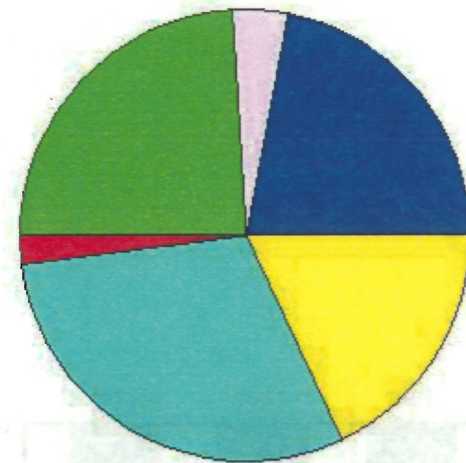
TIF Increment Value

Retained TIF Value

Net Assessed Value 6,231,156

Net Assessed Under Protest

* Public Service Protests Values are not included on this report.



Real	Count	Value
Agricultural	597	3,447,913
Commercial	196	3,890,127
Residential	1,412	7,466,346
Total Real Value	2,205	14,804,386
Homestead	397	419,287
Veteran	14	158,715
Other	0	0
Total Exempt	437	578,002

TIF Increment Value

Net Assessed 14,226,384

Net Assessed Under Protest

Senior Freeze	29	121,426
Capped Parcels	1,319	6,068,154

Personal	Count	Value
Agricultural	62	225,175
Commercial	160	12,271,375
Mobile Home	77	206,903
Total Personal	299	12,703,453
Total Exempt	0	0

TIF Increment Value

Net Assessed 12,703,453

Net Assessed Under Protest

Public Service	Count	Value
Total PS Value	35	5,044,846

TIF Increment Value

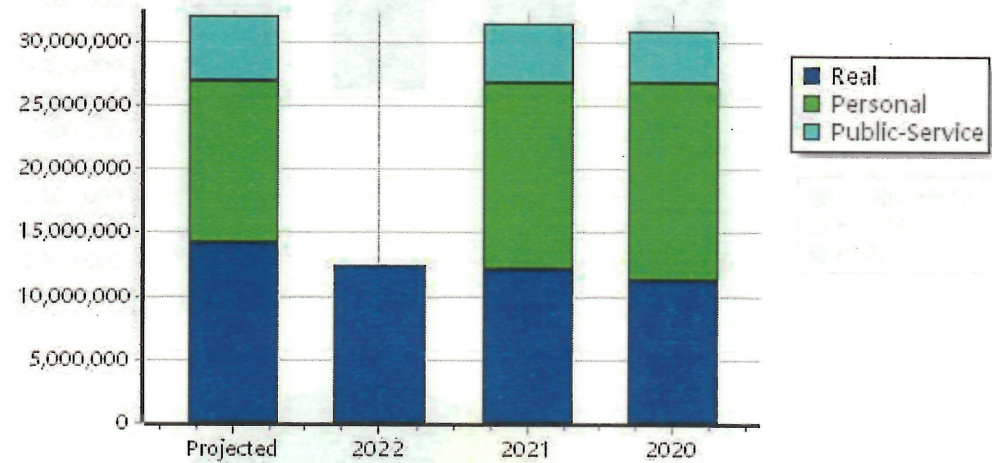
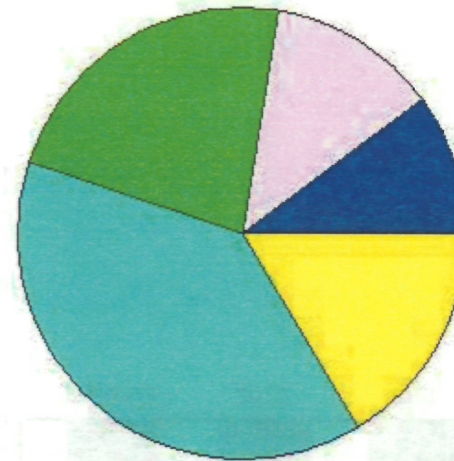
Net Assessed 5,044,846

District Totals

Total Gross Value	32,552,685
Homestead Loss	419,287
Other Exemption Loss	158,715
TIF Increment Value	
Retained TIF Value	
Net Assessed Value	31,974,683

Net Assessed Under Protest

* Public Service Protests Values are not included on this report.



Real	Count	Value
Agricultural	807	3,226,983
Commercial	67	556,485
Residential	725	3,162,033
Total Real Value	1,599	6,945,501
Homestead	345	372,848
Veteran	19	125,502
Other	0	0
Total Exempt	395	498,350

TIF Increment Value

Net Assessed 6,447,151

Net Assessed Under Protest

Senior Freeze	39	155,059
Capped Parcels	1,118	3,562,084

Personal	Count	Value
Agricultural	83	912,202
Commercial	84	41,187,932
Mobile Home	30	96,641
Total Personal	197	42,196,775
Total Exempt	1	2,000

TIF Increment Value

Net Assessed 42,194,775

Net Assessed Under Protest

Public Service	Count	Value
Total PS Value	27	3,472,598

TIF Increment Value

Net Assessed 3,472,598

District Totals

Total Gross Value	52,614,874
Homestead Loss	372,848
Other Exemption Loss	127,502

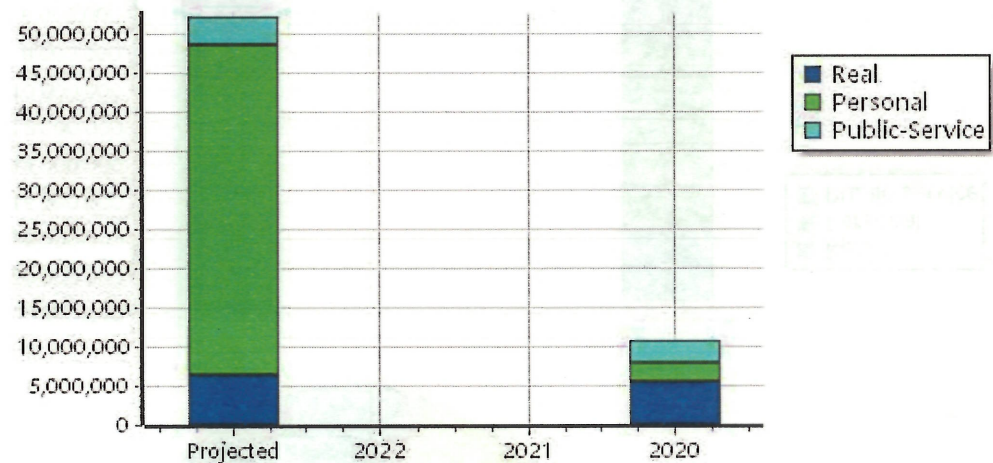
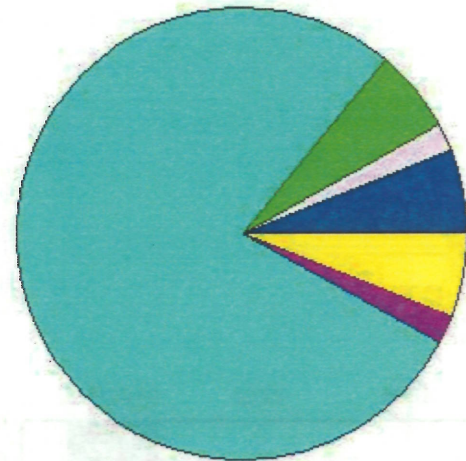
TIF Increment Value

Retained TIF Value

Net Assessed Value 52,114,524

Net Assessed Under Protest

* Public Service Protests Values are not included on this report.



Real	Count	Value
Agricultural	959	4,473,050
Commercial	85	706,911
Residential	1,504	5,215,386
Total Real Value	2,548	10,395,347
Homestead	465	512,804
Veteran	25	185,508
Other	0	0
Total Exempt	542	698,312

TIF Increment Value

Net Assessed 9,697,035

Net Assessed Under Protest

Senior Freeze	58	284,396
Capped Parcels	1,689	5,322,351

Personal	Count	Value
Agricultural	143	367,762
Commercial	93	7,253,087
Mobile Home	48	176,079
Total Personal	284	7,796,928
Total Exempt	2	4,000

TIF Increment Value

Net Assessed 7,792,928

Net Assessed Under Protest

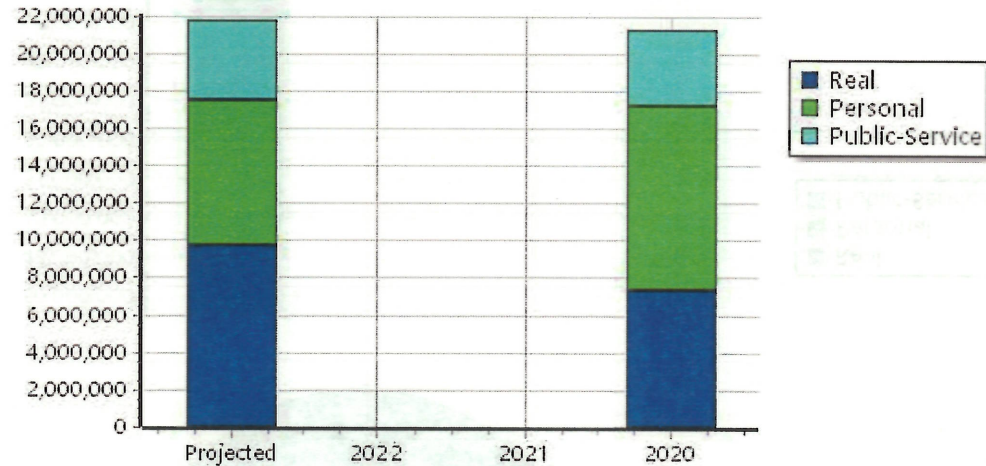
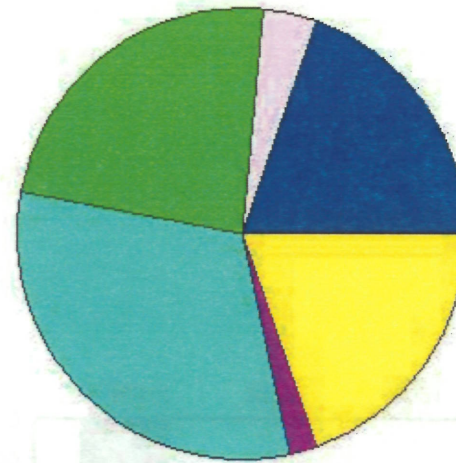
Public Service	Count	Value
Total PS Value	27	4,268,135
TIF Increment Value		
Net Assessed		4,268,135

District Totals

Total Gross Value	22,460,410
Homestead Loss	512,804
Other Exemption Loss	189,508
TIF Increment Value	
Retained TIF Value	
Net Assessed Value	21,758,098

Net Assessed Under Protest

* Public Service Protests Values are not included on this report.



Real	Count	Value
Agricultural	7,624	35,391,000
Commercial	1,426	15,452,722
Residential	11,935	47,765,777
Total Real Value	20,985	98,609,499
Homestead	4,711	5,108,050
Veteran	227	1,994,207
Other	0	0
Total Exempt	5,414	7,102,257

TIF Increment Value

Net Assessed 91,507,242

Net Assessed Under Protest

Senior Freeze	489	1,783,457
Capped Parcels	15,278	77,226,902

Personal	Count	Value
Agricultural	996	3,373,192
Commercial	1,144	110,020,818
Mobile Home	408	1,313,242
Total Personal	2,548	114,707,252
Total Exempt	9	14,632

TIF Increment Value

Net Assessed 114,692,620

Net Assessed Under Protest

Public Service	Count	Value
Total PS Value	301	49,893,720

TIF Increment Value

Net Assessed 49,893,720

District Totals

Total Gross Value	263,210,471
Homestead Loss	5,108,050
Other Exemption Loss	2,008,839

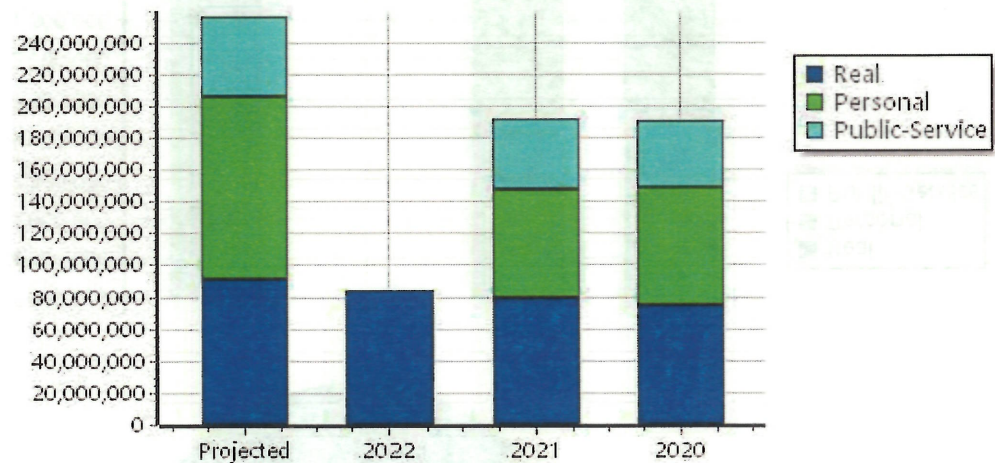
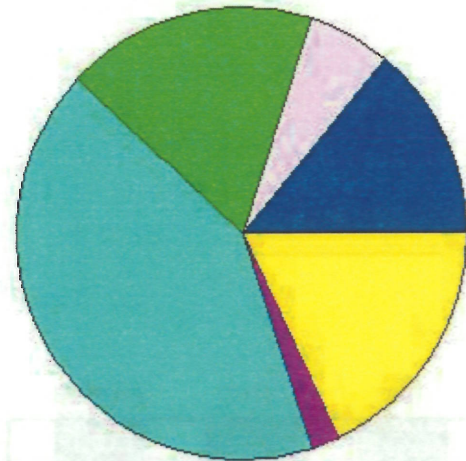
TIF Increment Value

Retained TIF Value

Net Assessed Value 256,093,582

Net Assessed Under Protest

* Public Service Protests Values are not included on this report.



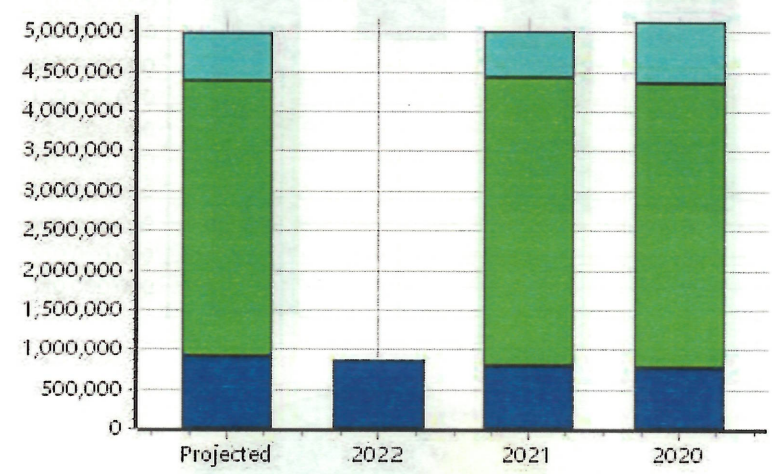
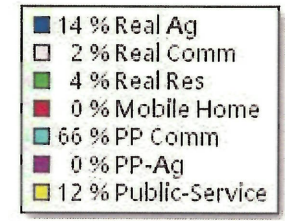
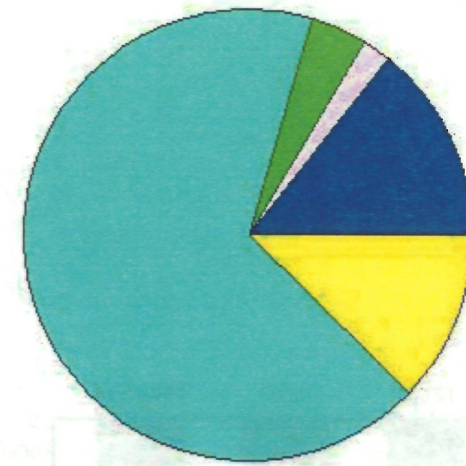
Real	Count	Value
Agricultural	156	751,241
Commercial	2	71,972
Residential	27	164,491
Total Real Value	185	987,704
Homestead	50	53,000
Veteran	2	16,817
Other	0	0
Total Exempt	55	69,817
TIF Increment Value		
Net Assessed		917,887
Net Assessed Under Protest		
Senior Freeze	7	32,112
Capped Parcels	92	381,632

Personal	Count	Value
Agricultural	15	49,889
Commercial	21	3,383,222
Mobile Home	8	33,200
Total Personal	44	3,466,311
Total Exempt	0	0
TIF Increment Value		
Net Assessed		3,466,311
Net Assessed Under Protest		

Public Service	Count	Value
Total PS Value	11	609,647
TIF Increment Value		
Net Assessed		609,647

District Totals	
Total Gross Value	5,063,662
Homestead Loss	53,000
Other Exemption Loss	16,817
TIF Increment Value	
Retained TIF Value	
Net Assessed Value	4,993,845
Net Assessed Under Protest	

* Public Service Protests Values are not included on this report.



Real	Count	Value
Agricultural	9	35,115
Commercial	0	0
Residential	1	14,686
Total Real Value	10	49,801
Homestead	1	1,000
Veteran	0	0
Other	0	0
Total Exempt	1	1,000

TIF Increment Value

Net Assessed 48,801

Net Assessed Under Protest

Senior Freeze	0	0
Capped Parcels	4	16,604

Personal	Count	Value
Agricultural	0	0
Commercial	2	29,467
Mobile Home	0	0
Total Personal	2	29,467
Total Exempt	0	0

TIF Increment Value

Net Assessed 29,467

Net Assessed Under Protest

Public Service	Count	Value
Total PS Value	4	28,618

TIF Increment Value

Net Assessed 28,618

District Totals

Total Gross Value	107,886
Homestead Loss	1,000
Other Exemption Loss	0

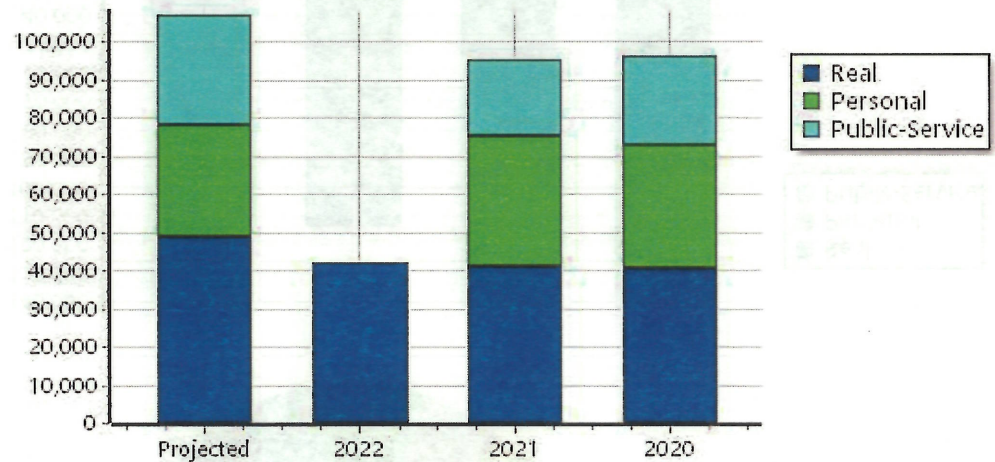
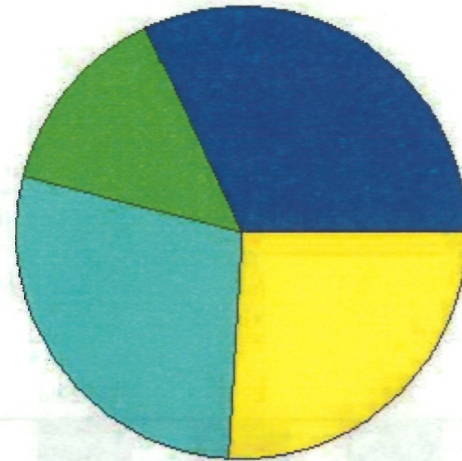
TIF Increment Value

Retained TIF Value

Net Assessed Value 106,886

Net Assessed Under Protest

* Public Service Protests Values are not included on this report.



Real	Count	Value
Agricultural	28	105,792
Commercial	0	0
Residential	2	10,639
Total Real Value	30	116,431
Homestead	3	2,500
Veteran	0	0
Other	0	0
Total Exempt	3	2,500

TIF Increment Value

Net Assessed 113,931

Net Assessed Under Protest

Senior Freeze	1	2,848
Capped Parcels	3	11,109

Personal	Count	Value
Agricultural	6	8,589
Commercial	1	16
Mobile Home	0	0
Total Personal	7	8,605
Total Exempt	0	0

TIF Increment Value

Net Assessed 8,605

Net Assessed Under Protest

Public Service	Count	Value
Total PS Value	2	19,184

TIF Increment Value

Net Assessed 19,184

District Totals

Total Gross Value	144,220
Homestead Loss	2,500
Other Exemption Loss	0
TIF Increment Value	
Retained TIF Value	
Net Assessed Value	141,720

Net Assessed Under Protest

* Public Service Protests Values are not included on this report.

